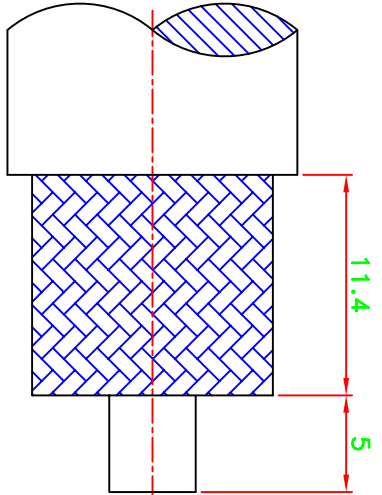
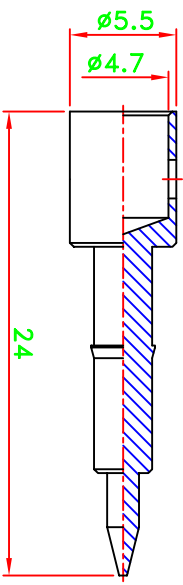
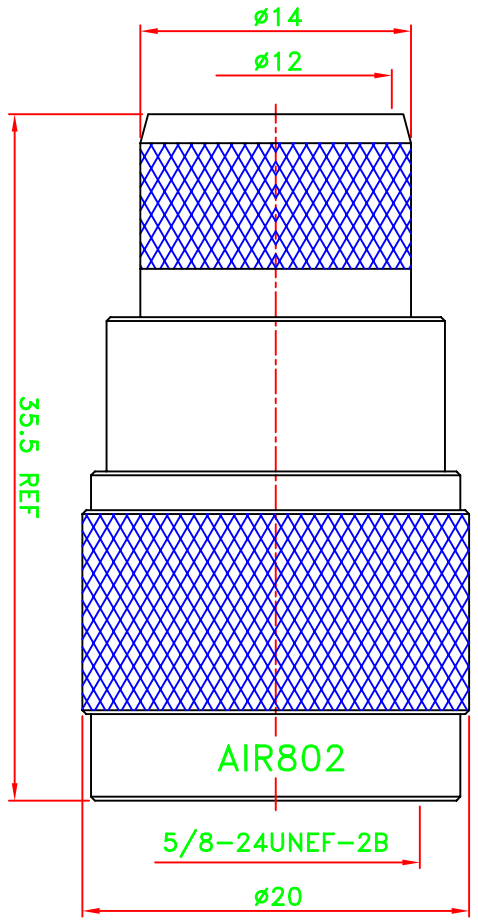
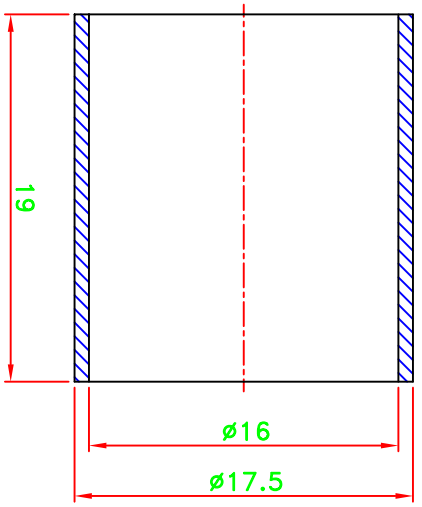


REV	DESCRIPTION \ PER REQUEST	DRAWN	DATE



RECOMMENDED  
CABLE STRIPPING DIMENSIONS

CRIMP SIZES REQUIRED  
CONTACT: SOLDER  
FERRULE: .625" HEX CRIMP



NO	Description	Qty	Material	Finish
8	Ferrule	1	Brass	Nickel
7	Shell	1	Brass	Nickel
6	Gasket	1	Si-rubber	Orange
5	Retaining ring	1	Brass	Nickel
4	Grounding	1	Brass	Nickel
3	Dielectric	1	Teflon	None
2	Pin	1	Brass	Gold
1	Body	1	Brass	Nickel

NOTES:  
1. UNLESS OTHERWISE SPECIFIED ALL DIMENSIONS ARE IN MM.  
2. ALL SPECIFICATIONS ARE SUBJECT TO CHANGE WITHOUT NOTICE.

PART NO.	CN6NM	* MAJOR DIMENSION	UNLESS OTHERWISE NOTED TOLERANCES	TITLE	AIR802 LLC
APPROVED	M. Bryant	DATE	12/05/07	0.5-6 = $\pm 0.2$	DRAWING NO. N CRIMP PLUG
CHECKED		DATE	12/05/07	6-30 = $\pm 0.4$	
DRAWN	Kdi	DATE	12/05/07	30-120 = $\pm 0.6$	
SCALE	5/2	UNIT	mm	120-315 = $\pm 1.0$	FILE NO. W:\AS\ASN\ASN-11137-V-TGN
				ANGLES = $\pm 1^\circ$	ASN-11137-V-TGN
					REV A