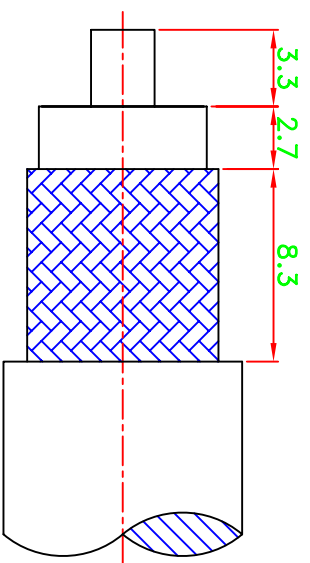
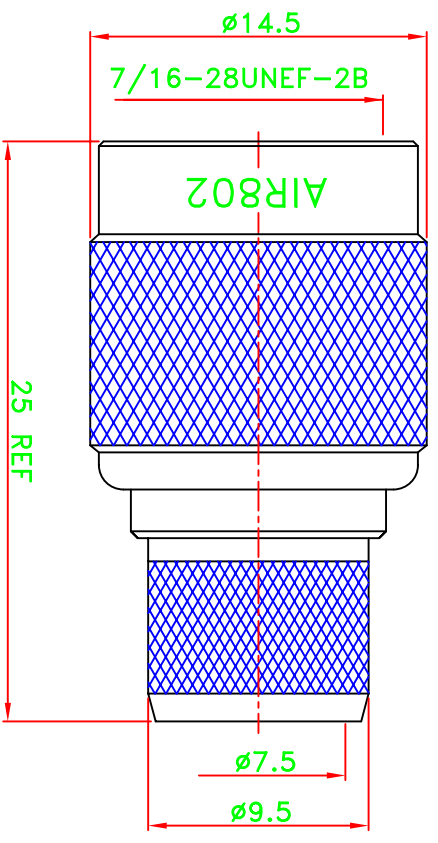
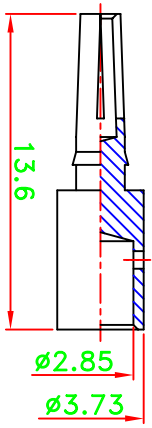


REV	DESCRIPTION	DRAWN	DATE

CRIMP SIZES REQUIRED
CONTACT: .128[3.3mm]
FERRULE: .429[10.9mm]

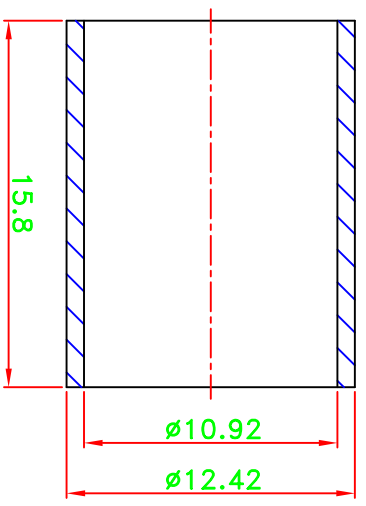


RECOMMENDED STRIPPING DIMENSIONS



NOTES:
1. UNLESS OTHERWISE SPECIFIED ALL DIMENSIONS ARE IN MM.
2. ALL SPECIFICATIONS ARE SUBJECT TO CHANGE WITHOUT NOTICE AT ANY TIME.

NO	Description	Qty	Material	Finish
8	Gasket	1	Rubber	Red
7	Retaining ring	1	SK-5	Nickel
6	Sleeve	1	Brass	Nickel
5	Shell	1	Brass	Nickel
4	Ferrule	1	Brass	Nickel
3	Dielectric	1	Teflon	None
2	Pin	1	Brass	Gold
1	Body	1	Brass	Nickel



PART NO. CN4RTPC		* MAJOR DIMENSION	
APPROVED	DATE	UNLESS OTHERWISE NOTED TOLERANCES	TITLE
M. BRYANT	10/18/06	0.5-6=±0.2	RP-TNC PLUG CRIMP
CHECKED	DATE	6-30=±0.4	DRAWING NO. ASTNC-15094-T-RP-50-TGN
	10/18/06	30-120=±0.6	FILE NO. CN4RTPC
DRAWN	DATE	120-315=±1.0	REV A
Kdi	10/18/06	ANGLES=±1°	AIR802 LLC
SCALE 3/1	UNIT mm		
			AIR802->20070802