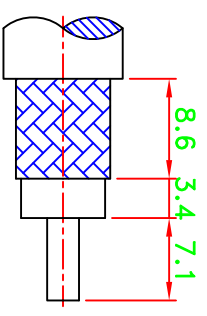
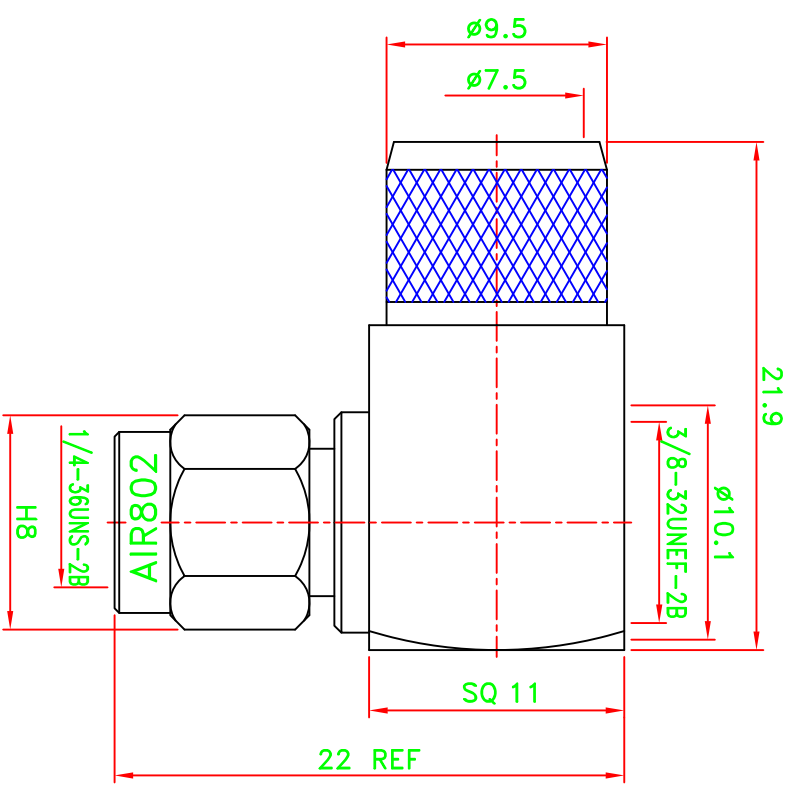
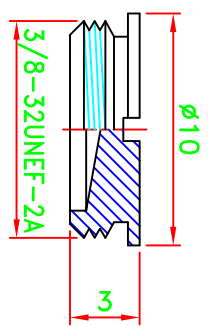
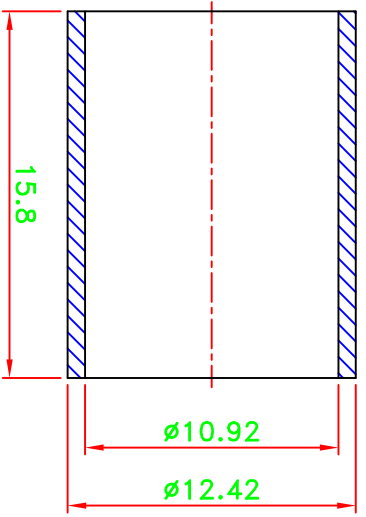


REV	DESCRIPTION \ PER REQUEST	DRAWN	DATE

CRIMP SIZES REQUIRED  
CONTACT: SOLDER  
FERRULE: .429" [10.9mm]



RECOMMENDED  
CABLE STRIPPING DIM'S



NOTES:  
1. UNLESS OTHERWISE SPECIFIED ALL DIMENSIONS ARE IN MM.  
2. ALL SPECIFICATIONS ARE SUBJECT TO CHANGE WITHOUT NOTICE AT ANY TIME.

NO	Description	Qty	Material	Finish
9	Ferrule	1	Brass	Gold
8	Cap	1	Brass	Gold
7	Shell	1	Brass	Gold
6	Gasket	1	Si-rubber	Orange
5	Retaining ring	1	Brass	Gold
4	Dielectric	1	Teflon	None
3	Pin	1	Brass	Gold
2	Body	1	Brass	Gold
1	Body	1	Brass	Gold

70C01R000-000

PART NO.	CN4SMAPRA
APPROVED	M. Bryant
CHECKED	
DRAWN	Wen
DATE	09/21/12

* MAJOR DIMENSION	UNLESS OTHERWISE NOTED TOLERANCES
SCALE	3/1
UNIT	mm
	0.5-6 = ±0.2
	6-30 = ±0.4
	30-120 = ±0.6
	120-315 = ±1.0
	ANGLES = ±1°

TITLE	SMA RIGHT ANGLE CRIMP PLUG
DRAWING NO.	ASSMA-10420-T-TGG
FILE NO.	W:\P~\AS\ASSMA\ASSMA-10420-T-TGG
REV	A

AIR802 LLC

STAMP: AIR802