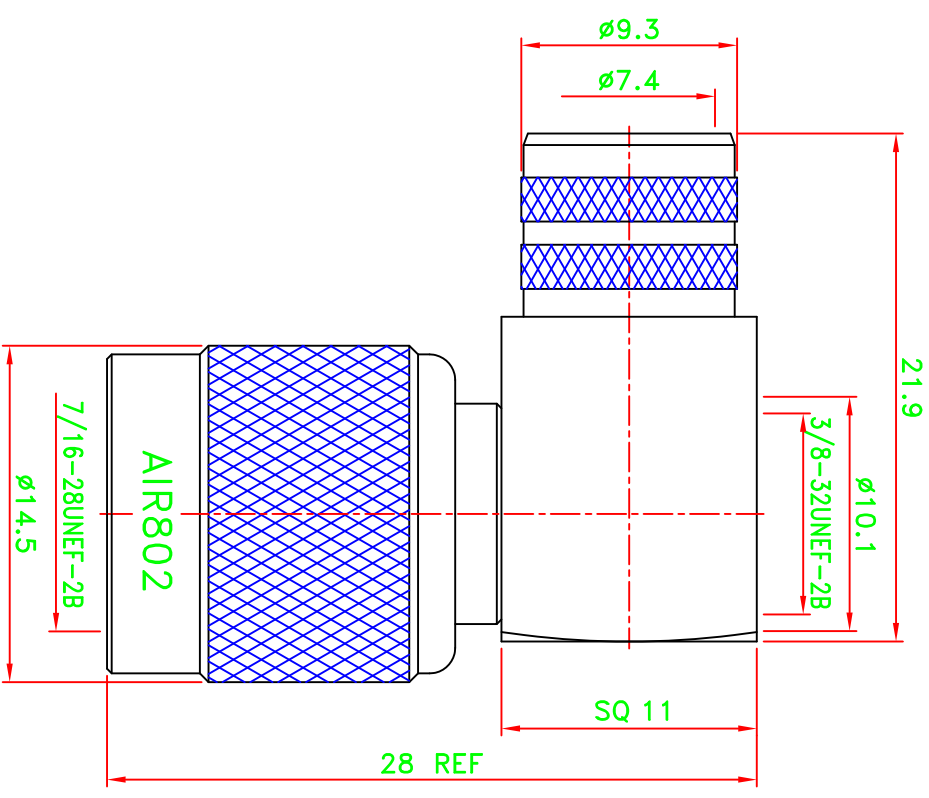
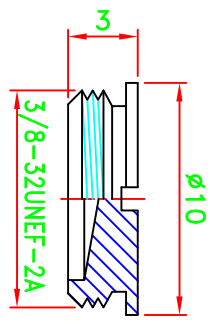
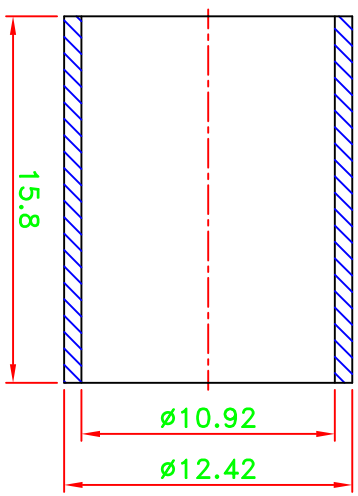
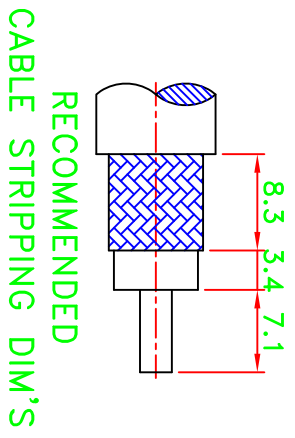


REV	DESCRIPTION \ PER REQUEST	DRAWN	DATE

CRIMP SIZES REQUIRED
CONTACT: SOLDER
FERRULE: .429[10.9mm]

- NOTES:**
1. UNLESS OTHERWISE SPECIFIED ALL DIMENSIONS ARE IN MM.
 2. ALL SPECIFICATIONS ARE SUBJECT TO CHANGE WITHOUT NOTICE AT ANY TIME.



STAMP: AIR802

NO	DESCRIPTION/DRAWING NO.	Q'TY	MATERIAL	FINISH
11	SCREW	1	BRASS	NICKEL
10	FERRULE	1	COPPER	NICKEL
9	SHELL	1	BRASS	NICKEL
8	GASKET	1	RUBBER	RED
7	RETAINING RING	1	SK5	NICKEL
6	INSULATOR	1	POM	NATURAL
5	WASHER	1	BRASS	NICKEL
4	INSULATOR	1	PTFE	NATURAL
3	PIN	1	BRASS	GOLD
2	BODY	1	BRASS	NICKEL
1	BODY	1	BRASS	NICKEL

PART NO.

CN4RT1PRA

* MAJOR DIMENSION
UNLESS OTHERWISE NOTED TOLERANCES

0.5-6 = ±0.2
6-30 = ±0.4
30-120 = ±0.6
120-315 = ±1.0
ANGLES = ±5°

APPROVED

M. Bryant

DATE 08/13/15

CHECKED

DATE 08/13/15

DRAWN

Wen

DATE 08/13/15

SCALE

3/1

UNIT

mm

AIR802

TITLE: TNC R/A REVERSE POLARITY CRIMP PLUG

DRAWING NO. ASTNC-15164-T1-RP-50-TGN

REV. A

FILE NO. W:\27\ASTNC\ASTNC-15164-T1-RP-50-TGN AIR802-20150814

15C01R101-002