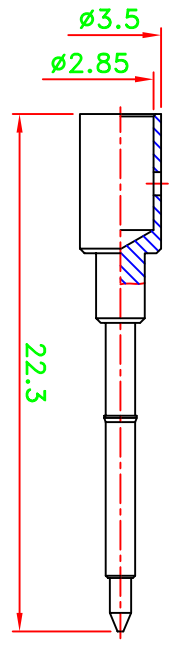
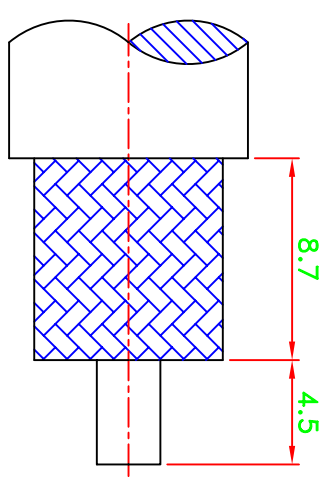
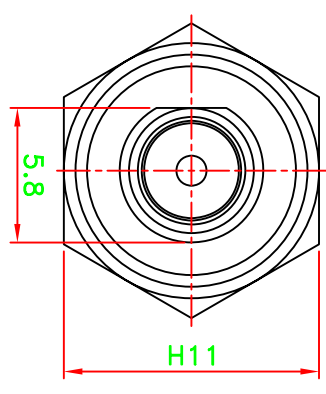
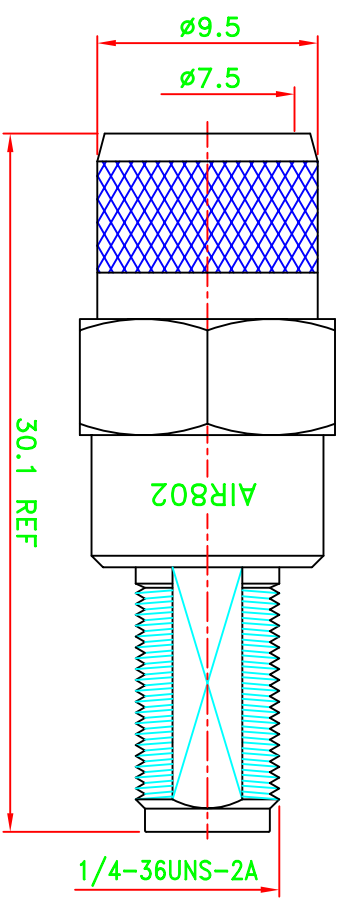
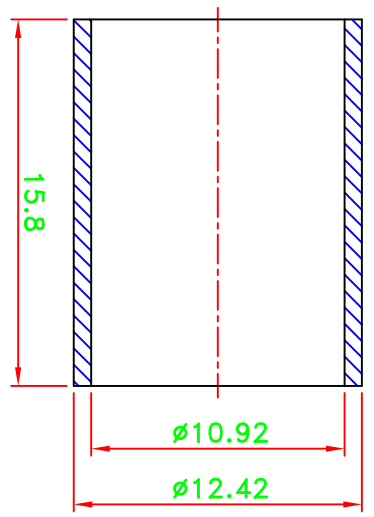


REV	DESCRIPTION\PER REQUEST	DRAWN	DATE
B	Add "AIR802" Print	Kai	09/28/09
C	Imprint Location Change	WEN	10/21/09

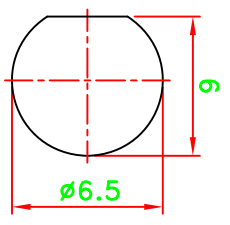
NOTES:  
 1. UNLESS OTHERWISE SPECIFIED ALL DIMENSIONS ARE IN MM.  
 2. ALL SPECIFICATIONS ARE SUBJECT TO CHANGE WITHOUT NOTICE.



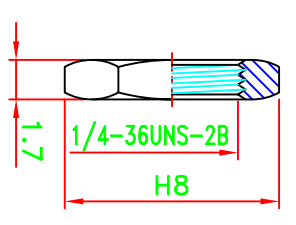
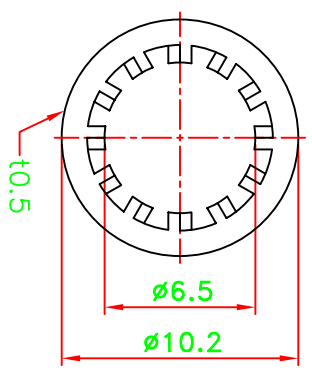
CRIMP SIZES REQUIRED  
 CONTACT: .128(3.3mm)  
 FERRULE: .429(10.9mm)



RECOMMENDED  
 CABLE STRIPPING DIM'S



RECOMMENDED  
 MOUNTING HOLE



REMARK:

STAMP: AIR802

70C01V101-004

NO	Description	Qty	Material	Finish
6	Nut	1	Brass	Nickel
5	Washer	1	Brass	Nickel
4	Ferrule	1	Brass	Nickel
3	Dielectric	1	Teflon	None
2	Pin	1	Brass	Gold
1	Body	1	Brass	Nickel

PART NO.	APPROVED	CHECKED	DRAWN
CN4RSJB	M. Bryant		WEN
DATE	DATE	DATE	DATE
10/21/09	10/21/09	10/21/09	10/21/09

\* MAJOR DIMENSION

UNLESS OTHERWISE NOTED TOLERANCES

0.5-6 = ±0.2  
 6-30 = ±0.4  
 30-120 = ±0.6  
 120-315 = ±1.0  
 ANGLES = ±1°

SCALE 3/1 UNIT mm

AIR802 LLC

SMA R/P BULKHEAD CRIMP JACK

ASSMA-10293-T-RP-TGN

FILE NO. W:\AS\ASSMA\ASSMA-10293-T-RP-TGN DIANA->20091022