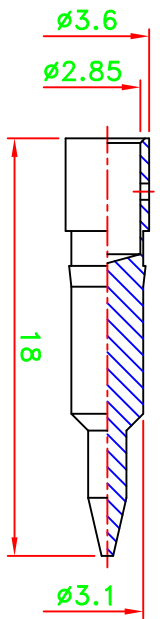
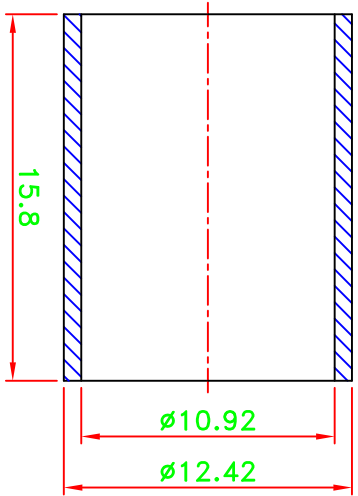


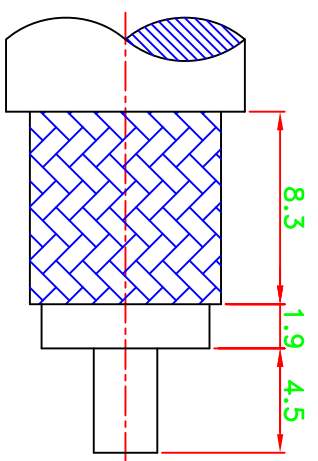
REV	DESCRIPTION\PER REQUEST	DRAWN	DATE

CRIMP SIZES REQUIRED
CONTACT: .128[3.25mm]
FERRULE: .429[10.9mm]

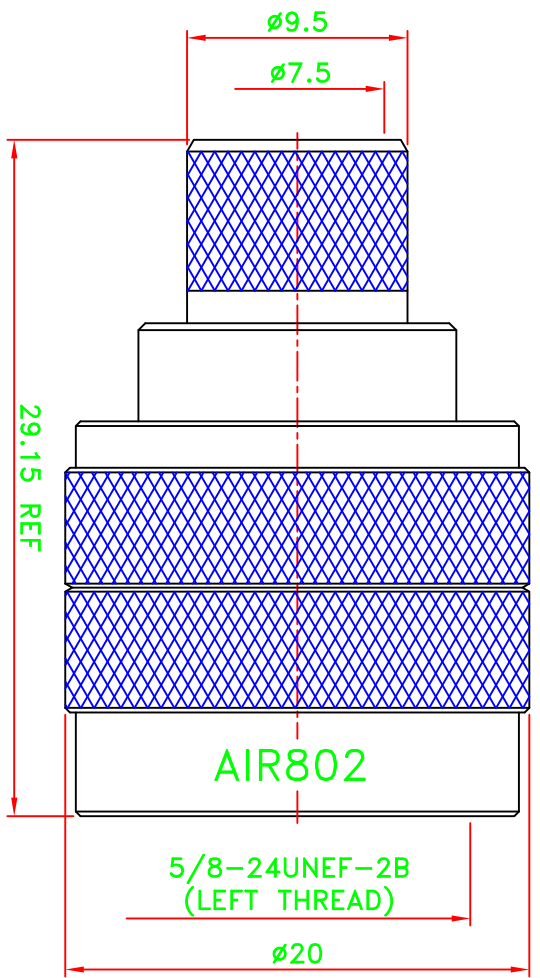
- NOTES:**
1. UNLESS OTHERWISE SPECIFIED ALL DIMENSIONS ARE IN MM.
 2. ALL SPECIFICATIONS ARE SUBJECT TO CHANGE WITHOUT NOTICE AT ANY TIME.



8	FERRULE	1	BRASS	NICKEL
7	SHELL	1	BRASS	NICKEL
6	GASKET	1	SI-RUBBER	ORANGE
5	RETAINING RING	1	BRASS	NICKEL
4	GROUNDING	1	BRASS	NICKEL
3	INSULATOR	1	PTFE	NATURAL
2	PIN	1	BRASS	GOLD
1	BODY	1	BRASS	NICKEL
NO	DESCRIPTION/DRAWING NO.	Q'TY	MATERIAL	FINISH



**RECOMMENDED
CABLE STRIPPING DIM'S**



STAMP: AIR802

PART NO.	CN4NMRT	* MAJOR DIMENSION	UNLESS OTHERWISE NOTED TOLERANCES	TITLE	AIR802		
APPROVED	M. Bryant	DATE	0.5-6 = ±0.2	N REVERSE THREAD CRIMP PLUG			
CHECKED		DATE	6-30 = ±0.4	DRAWING NO.	ASN-11104-T1-RT-TGN	REV A	
DRAWN	Cyndi	DATE	120-315 = ±1.0	FILE NO.	W:\P\AS\ASN\ASN-11104-T1-RT-TGN AIR802-->20140821		
			ANGLES = ±5°	SCALE	3/1	UNIT	mm