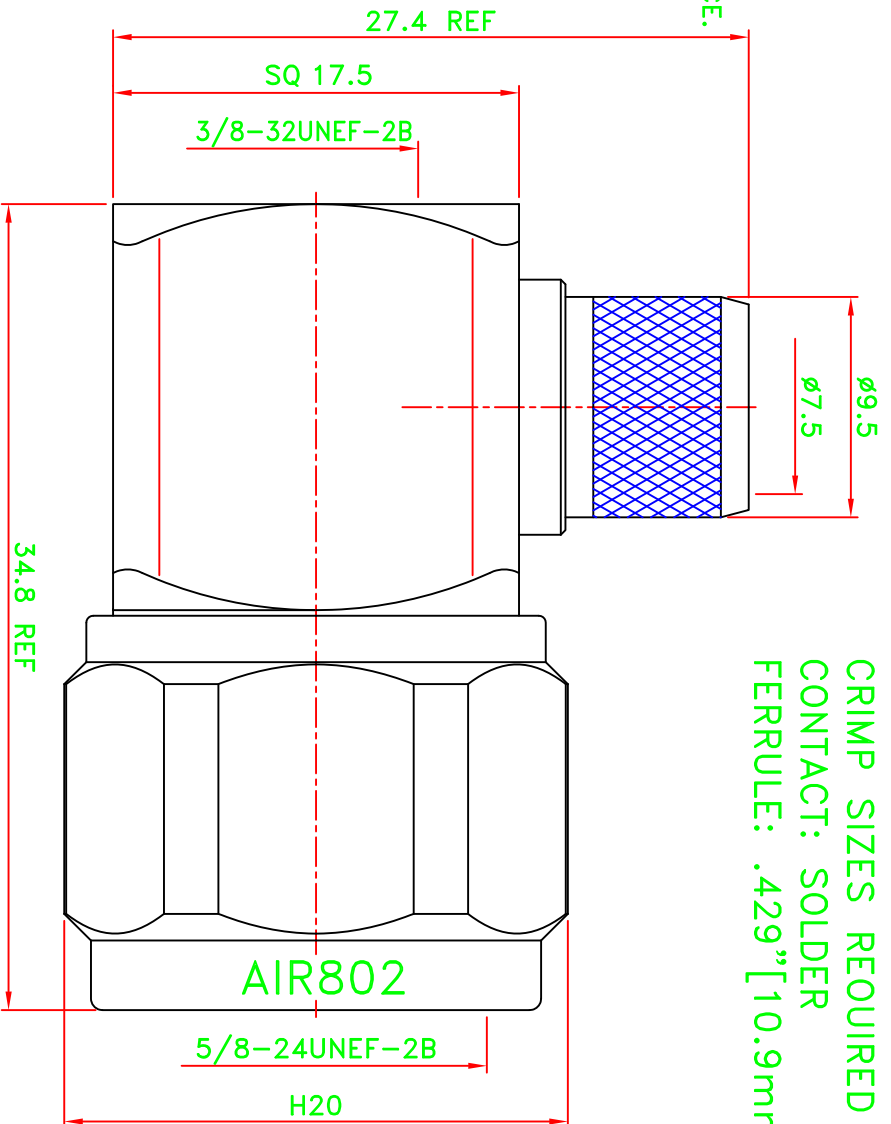
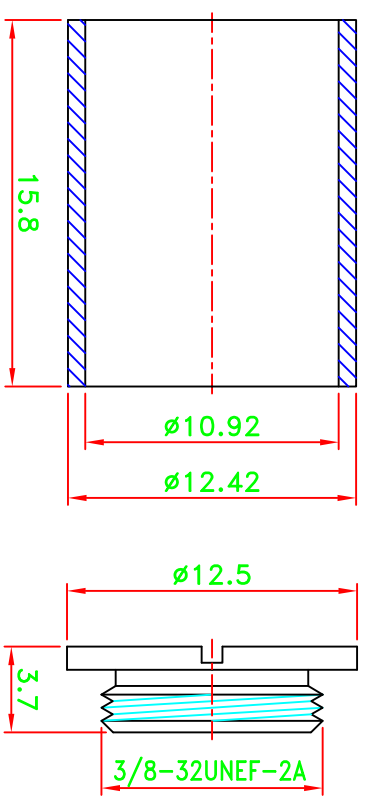


REV	DESCRIPTION \ PER REQUEST	DRAWN	DATE

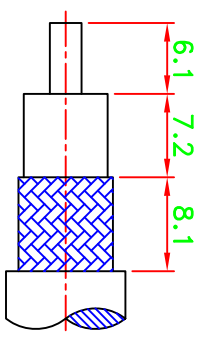
NOTES:
 1. UNLESS OTHERWISE SPECIFIED ALL DIMENSIONS ARE IN MM.
 2. ALL SPECIFICATIONS ARE SUBJECT TO CHANGE WITHOUT NOTICE.
 AT ANY TIME.

CRIMP SIZES REQUIRED
 CONTACT: SOLDER
 FERRULE: .429" [10.9mm]



STAMP: AIR802

STAMP: AIR802



RECOMMENDED
 CABLE STRIPPING DIM'S

60C01R004-002

NOTES: FINISH (PLATING THICKNESS IN MICRO-INCHES)
 1. COPPER-TIN-ZINC PL. 100 MIN. THICK

NO	DESCRIPTION / DRAWING NO.	QTY	MATERIAL	FINISH
10	SCREW	1	BRASS	NOTE 1
9	FERRULE	1	COPPER	NOTE 1
8	SHELL	1	BRASS	NOTE 1
7	GASKET	1	SI-RUBBER	ORANGE
6	RETAINING RING	1	BRASS	NOTE 1
5	BARREL	1	BRASS	NOTE 1
4	GROUNDING	1	BRASS	NOTE 1
3	INSULATOR	1	PTFE	NATURAL
2	PIN	1	BRASS	GOLD
1	BODY	1	BRASS	NOTE 1

PART NO.	CN4NMRA-TMH	* MAJOR DIMENSION	UNLESS OTHERWISE NOTED TOLERANCES	TITLE	N RIGHT ANGLE CRIMP PLUG		
APPROVED	M. Bryant	DATE	02/19/16	CHECKED	DATE	02/19/16	
DRAWN	Wen	DATE	02/19/16	SCALE	3/1	UNIT	mm
FILE NO.	W:\P\AS\ASN\ASN-11197-T3		FILE NO.	W:\P\AS\ASN\ASN-11197-T3		REV	A

AIR802

REV A