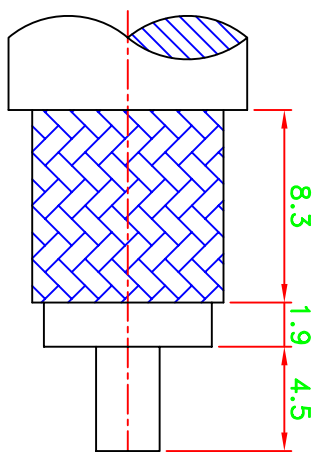
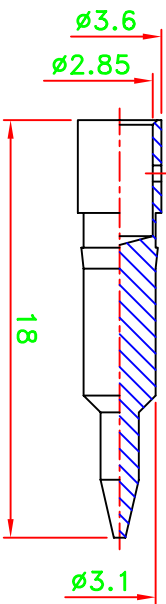
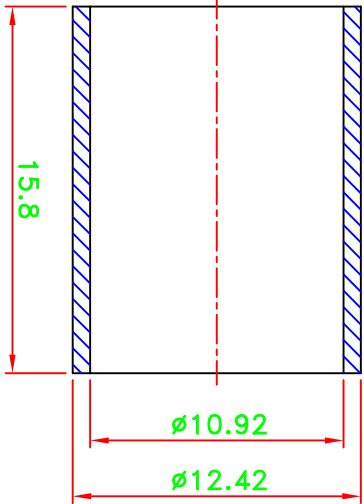


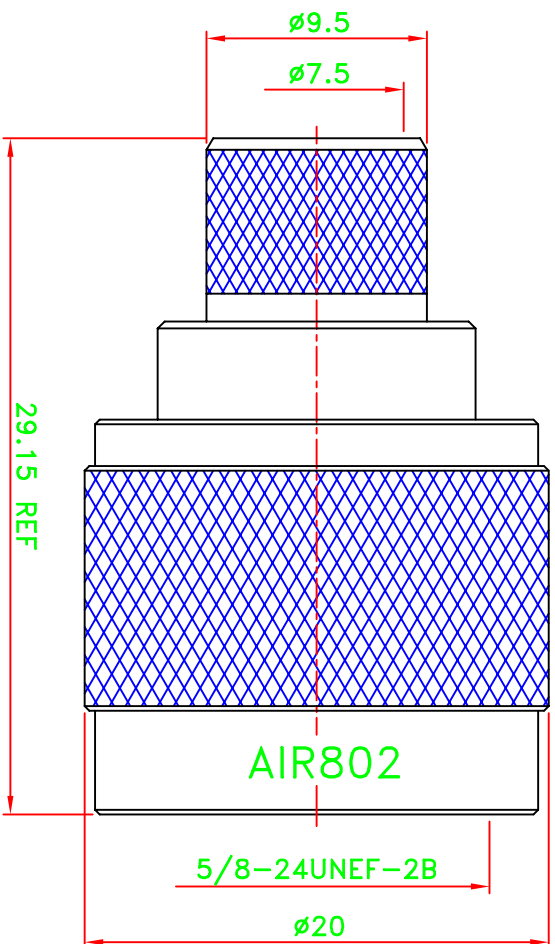
REV	DESCRIPTION \ PER REQUEST	DRAWN	DATE

- NOTES:
1. UNLESS OTHERWISE SPECIFIED ALL DIMENSIONS ARE IN MM.
  2. ALL SPECIFICATIONS ARE SUBJECT TO CHANGE WITHOUT NOTICE AT ANY TIME.

**CRIMP SIZES REQUIRED**  
CONTACT: .128[3.3mm]  
FERRULE: .429[10.9mm]



RECOMMENDED  
CABLE STRIPPING DIM'S



NO	Description	Qty	Material	Finish
8	Ferrule	1	Brass	Nickel
7	Gasket	1	Si-rubber	Orange
6	Retaining ring	1	Brass	Nickel
5	Shell	1	Brass	Nickel
4	Grounding	1	Brass	Nickel
3	Dielectric	1	Teflon	None
2	Pin	1	Brass	Gold
1	Body	1	Brass	Nickel

REMARK: STAMP : AIR802

60C01V001-000

PART NO. CN4NMC

APPROVED

M. BRYANT

DATE

02/10/10

CHECKED

WEN

DATE

02/10/10

\* MAJOR DIMENSION

UNLESS OTHERWISE NOTED TOLERANCES

0.5-6 = ±0.2  
6-30 = ±0.4  
30-120 = ±0.6  
120-315 = ±1.0  
ANGLES = ±1°

AIR802 LLC

TITLE  
N CRIMP PLUG

DRAWING NO. N-1101-T8-TGN

REV D

FILE NO. W:\DWG\COMPPOSE\M-N-1101-T8-TGN DIANA->20100210

DRAWN

WEN

DATE

02/10/10

SCALE

3/1

UNIT

mm