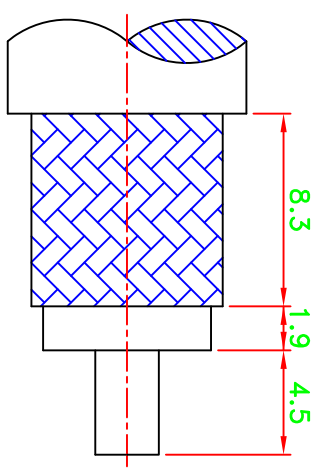
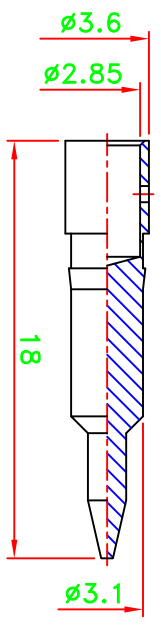
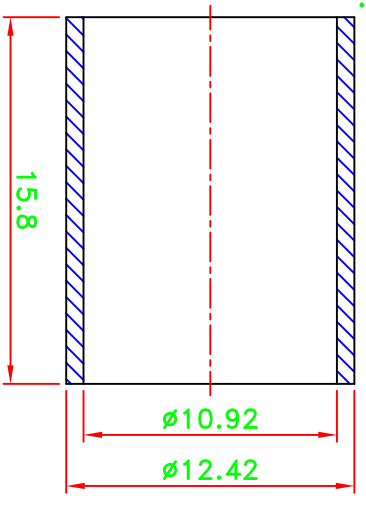


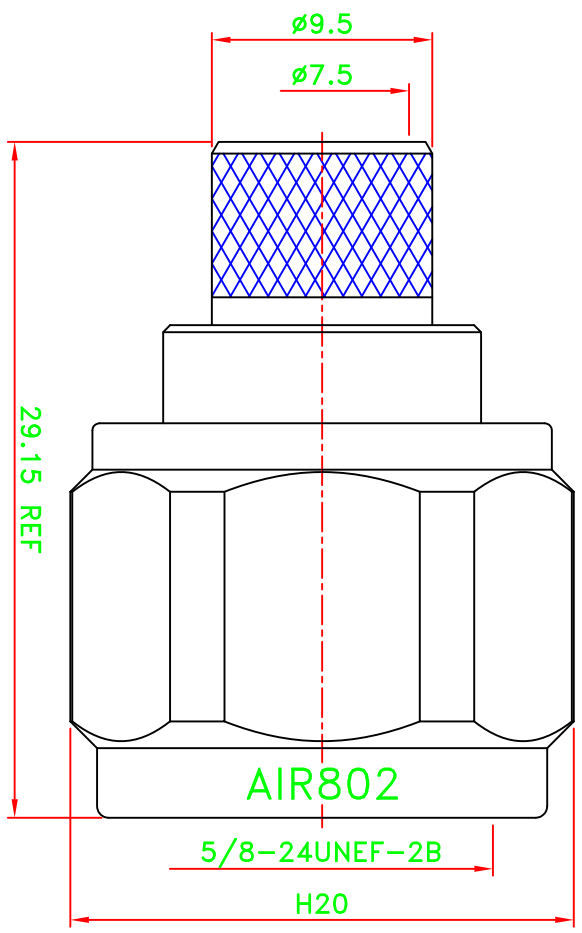
REV	DESCRIPTION \ PER REQUEST	DRAWN	DATE

CRIMP SIZES REQUIRED
CONTACT: .128[3.25mm]
FERRULE: .429[10.9mm]

NOTES:
 1. UNLESS OTHERWISE SPECIFIED ALL DIMENSIONS ARE IN MM.
 2. ALL SPECIFICATIONS ARE SUBJECT TO CHANGE WITHOUT NOTICE AT ANY TIME.



**RECOMMENDED
 CABLE STRIPPING DIM'S**



NOTES:FINISH(PLATING THICKNESS IN MICRO-INCHES)
 1.COPPER-TIN-ZINC PL. 100 MIN THICK

NO	Description	Qty	Material	Finish
8	FERRULE	1	BRASS	NOTE 1
7	SHELL	1	BRASS	NOTE 1
6	GASKET	1	SI-RUBBER	ORANGE
5	RETAINING RING	1	BRASS	NOTE 1
4	GROUNDING	1	BRASS	NOTE 1
3	INSULATOR	1	PTFE	NATURAL
2	PIN	1	BRASS	GOLD
1	BODY	1	BRASS	NOTE 1

STAMP : AIR802

PART NO.	CN4NM-TMH
APPROVED	M. Bryant
CHECKED	
DRAWN	Wen
DATE	08/07/15

60C01V001-011

* MAJOR DIMENSION	UNLESS OTHERWISE NOTED TOLERANCES
SCALE	3/1
UNIT	mm
	0.5-6 = ±0.2
	6-30 = ±0.4
	30-120 = ±0.6
	120-315 = ±1.0
	ANGLES = ±1°

TITLE	N CRIMP PLUG
DRAWING NO.	ASN-11179-1
FILE NO.	W:\22\AS\ASN\ASN-11179-1
REV	A
	AIR802->20150807

AIR802