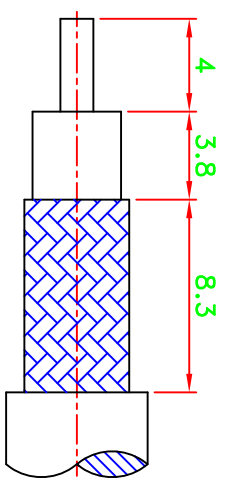
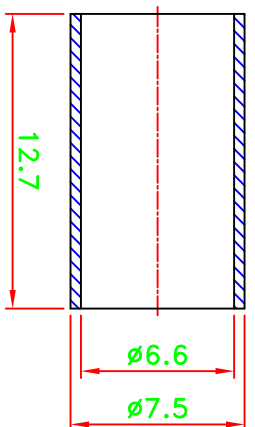
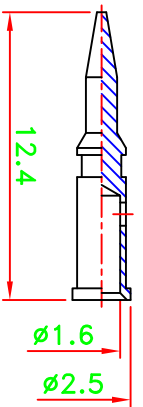
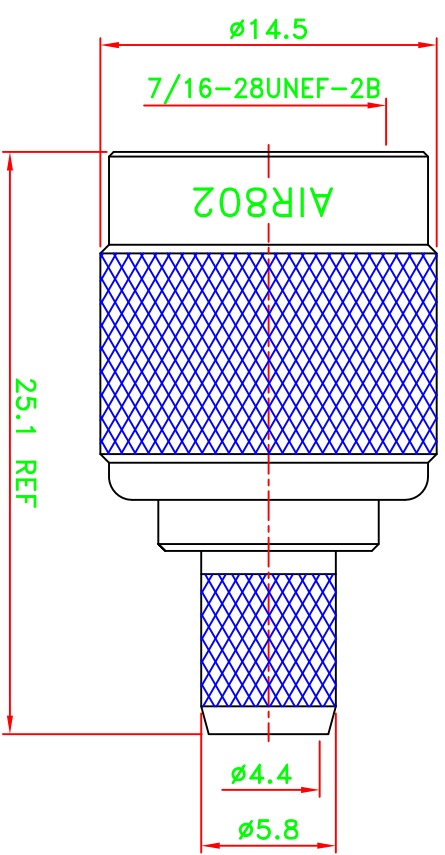


REV	DESCRIPTION \ PER REQUEST	DRAWN	DATE

NOTES:  
 1. UNLESS OTHERWISE SPECIFIED ALL DIMENSIONS ARE IN MM.  
 2. ALL SPECIFICATIONS ARE SUBJECT TO CHANGE WITHOUT NOTICE



RECOMMENDED  
 CABLE STRIPPING DIM'S



CRIMP SIZES REQUIRED  
 CONTACT: .068[1.75mm]  
 FERRULE: .256[6.5mm]

15C01V001-006

STAMP: AIR802

NO	Description	Qty	Material	Finish
9	Ferrule	1	Brass	Nickel
8	Shell	1	Brass	Nickel
7	Gasket	1	Rubber	Red
6	Retaining ring	1	SK-5	Nickel
5	Washer	1	Brass	Nickel
4	Dielectric	1	Delrin	None
3	Dielectric	1	Teflon	None
2	Pin	1	Brass	Gold
1	Body	1	Brass	Nickel

PART NO. CN3TNP

APPROVED M. Bryant DATE 09/26/11

CHECKED DATE 09/26/11

DRAWN Wen DATE 09/26/11

\* MAJOR DIMENSION

UNLESS OTHERWISE NOTED TOLERANCES

0.5-6 = ±0.2  
 6-30 = ±0.4  
 30-120 = ±0.6  
 120-315 = ±1.0  
 ANGLES = ±1°

SCALE 3/1 UNIT mm

AIR802 LLC

TITLE TNC CRIMP PLUG

DRAWING NO. ASTNC-15147-U-50-TGN

REV A

FILE NO. W:\P-1\ASTNC\ASTNC-15147-U-50-TGN AIR802->20120622