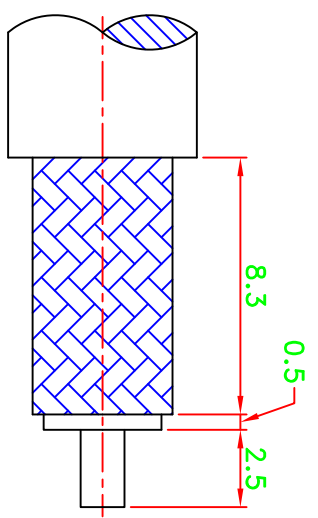
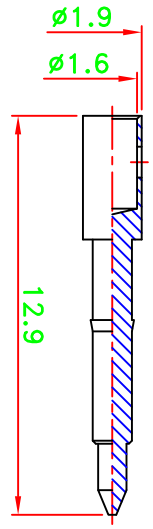


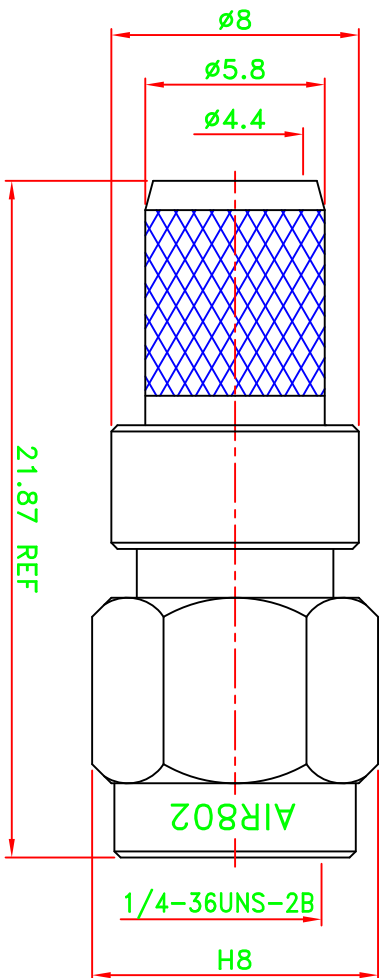
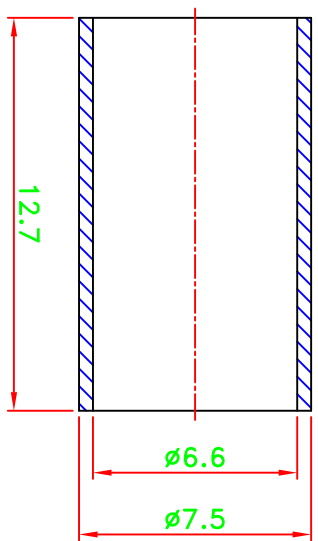
REV	DESCRIPTION \ PER REQUEST	DRAWN	DATE

CRIMP SIZES REQUIRED  
CONTACT: SOLDER  
FERRULE: .256[6.5mm]

- NOTES:  
1. UNLESS OTHERWISE SPECIFIED ALL DIMENSIONS ARE IN MM.  
2. ALL SPECIFICATIONS ARE SUBJECT TO CHANGE WITHOUT NOTICE



RECOMMENDED  
CABLE STRIPPING DIM'S



NO	Description	Qty	Material	Finish
7	Ferrule	1	Brass	Nickel
6	Shell	1	Brass	Nickel
5	Gasket	1	Si-rubber	Orange
4	Retaining ring	1	Brass	Nickel
3	Dielectric	1	Teflon	None
2	Pin	1	Brass	Gold
1	Body	1	Brass	Nickel

70C01V000-000

STAMP: AIR802

PART NO.	CN3SMAP	* MAJOR DIMENSION	UNLESS OTHERWISE NOTED TOLERANCES	TITLE	AIR802 LLC
APPROVED	DATE	06/25/12	0.5-6 = ±0.2	SMA CRIMP PLUG	
CHECKED	DATE	06/25/12	30-120 = ±0.4	DRAWING NO.	ASSMA-10298-U1-TGN
DRAWN	DATE	06/25/12	120-315 = ±1.0	FILE NO.	W:\P~\AS\ASSMA\ASSMA-10298-U1-TGN AIR802->20120625
Wen	SCALE	4/1	ANGLES = ±1°	REV	A