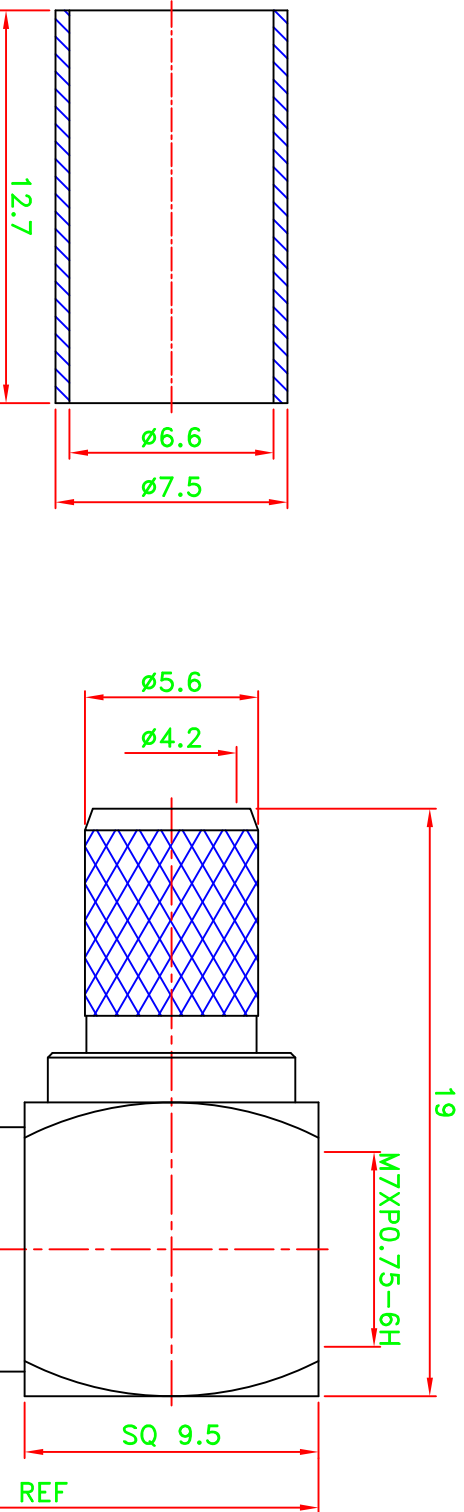
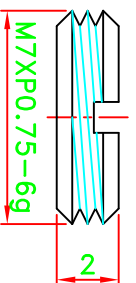


REV	DESCRIPTION\PER REQUEST	DRAWN	DATE

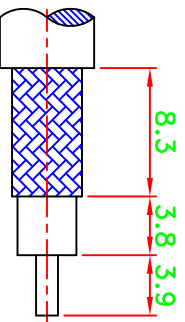
RECOMMENDED CRIMP SIZE:
CONTACT PIN:SOLDER
FERRULE:HEX .256"[6.5mm]

- NOTES:
1. UNLESS OTHERWISE SPECIFIED ALL DIMENSIONS ARE IN MM.
2. ALL SPECIFICATIONS ARE SUBJECT TO CHANGE WITHOUT NOTICE AT ANY TIME.



STAMP:AIR802

RECOMMENDED
CABLE STRIPPING DIM'S



NO	DESCRIPTION/DRAWING NO.	QTY	MATERIAL	FINISH
9	FERRULE	1	BRASS	NICKEL
8	SCREW	1	BRASS	NICKEL
7	SHELL	1	BRASS	NICKEL
6	GASKET	1	SI-RUBBER	ORANGE
5	RETAINING RING	1	BRASS	NONE
4	INSULATOR	1	PTFE	NATURAL
3	PIN	1	BRASS	GOLD
2	BODY	1	BRASS	NICKEL
1	BODY	1	BRASS	NICKEL

70C01R000-003

AIR802

TITLE
SMA RIGHT ANGLE CRIMP PLUG
DRAWING NO.
ASSMA-10446-Z-TGN
REV A

* MAJOR DIMENSION

UNLESS OTHERWISE NOTED TOLERANCES
0.5-6 = ±0.2
6-30 = ±0.4
30-120 = ±0.6
120-315 = ±1.0
ANGLES = ±5°

PART NO.	APPROVED	CHECKED	DRAWN	DATE
CN3SMAPRA	M. Bryant		Wen	08/06/18

SCALE	UNIT	FILE NO.
4/1	mm	W:\??\AS\ASSMA\ASSMA-10446-Z-TGN AIR802->20180806