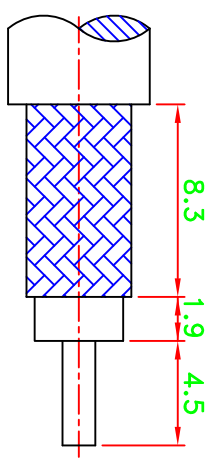
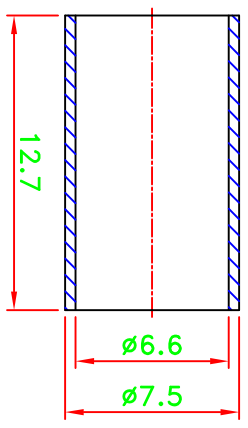
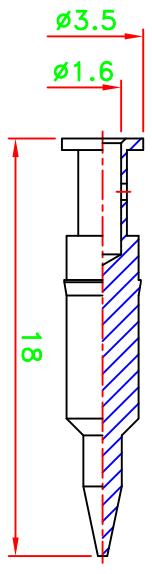


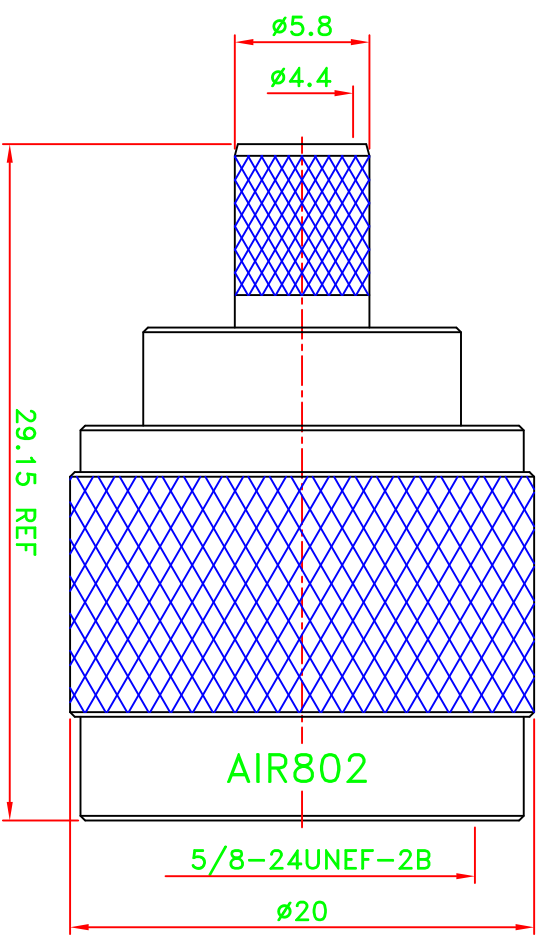
REV	DESCRIPTION\PER REQUEST	DRAWN	DATE

**CRIMP SIZES REQUIRED**  
**CONTACT: .068 [1.72mm]**  
**FERRULE: .256 [6.5mm]**

**NOTES:**  
 1. UNLESS OTHERWISE SPECIFIED ALL DIMENSIONS ARE IN MM.  
 2. ALL SPECIFICATIONS ARE SUBJECT TO CHANGE WITHOUT NOTICE.  
 AT ANY TIME.



**RECOMMENDED**  
**CABLE STRIPPING DIM'S**



**STMAP: AIR802**

60C01V001-009

NO	DESCRIPTION/DRAWING NO.	Q'TY	MATERIAL	FINISH
8	FERRULE	1	COPPER	NICKEL
7	SHELL	1	BRASS	NICKEL
6	GASKET	1	SI-RUBBER	ORANGE
5	RETAINING RING	1	BRASS	NICKEL
4	GROUNDING	1	BRASS	NICKEL
3	INSULATOR	1	PTFE	NATURAL
2	PIN	1	BRASS	GOLD
1	BODY	1	BRASS	NICKEL

PART NO.	CN3NM
APPROVED	M. Bryant
CHECKED	
DRAWN	Cyndi
DATE	06/11/14

\* MAJOR DIMENSION  
 UNLESS OTHERWISE NOTED TOLERANCES  
 0.5-6 = ±0.2  
 6-30 = ±0.4  
 30-120 = ±0.6  
 120-315 = ±1.0  
 ANGLES = ±5°

TITLE	N CRIMP PLUG
DRAWING NO.	ASN-11208-U1-TGN
REV	B
FILE NO.	W:\??\AS\ASN\ASN-11208-U1-TGN AIR802->20140611