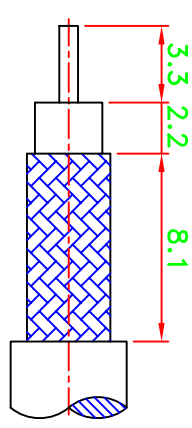
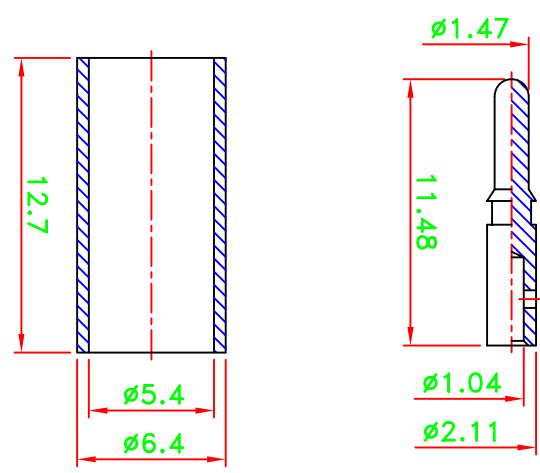
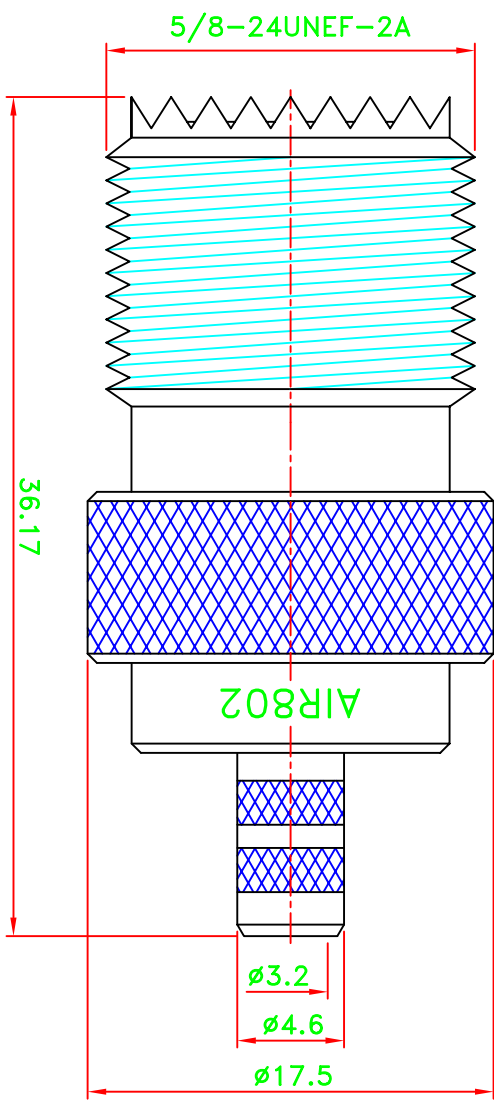


REV	DESCRIPTION \ PER REQUEST	DRAWN	DATE

**CRIMP SIZES REQUIRED**  
**CONTACT: .068" [1.7mm]**  
**FERRULE: .213" [5.4mm]**



**RECOMMENDED**  
**CABLE STRIPPING DIMENSION**



**NOTES:**  
 1. UNLESS OTHERWISE SPECIFIED ALL DIMENSIONS ARE IN MM.  
 2. ALL SPECIFICATIONS ARE SUBJECT TO CHANGE WITHOUT NOTICE.

NO	Description	Qty	Material	Finish
7	Ferrule	1	Brass	Nickel
6	Press washer	1	Brass	Nickel
5	Dielectric	1	Delrin	None
4	Dielectric	1	Delrin	None
3	Pin	1	Brass	Gold
2	Pin	1	Brass	Gold
1	Body	1	Brass	Nickel

PART NO. CN2UHFJ

APPROVED M. Bryant DATE 01/20/09

CHECKED DATE 01/20/09

DRAWN WEN DATE 01/20/09

\* MAJOR DIMENSION

UNLESS OTHERWISE NOTED TOLERANCES

0.5-6 = ±0.2  
 6-30 = ±0.4  
 30-120 = ±0.6  
 120-315 = ±1.0  
 ANGLES = ±1°

SCALE 3/1 UNIT mm

**AIR802 LLC**

TITLE UHF CRIMP JACK

DRAWING NO. ASUHF-17026-F-DGN

FILE NO. W:\ASUHF\ASUHF-17026-F-DGN DIANA->20090120

REV B