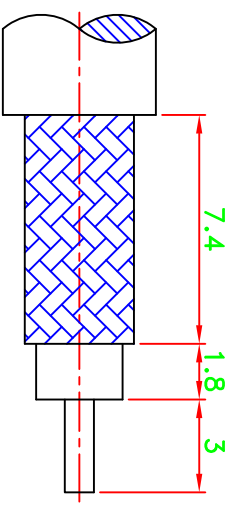
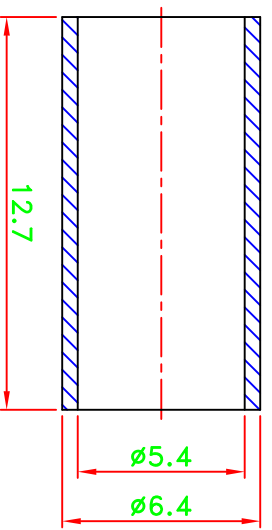
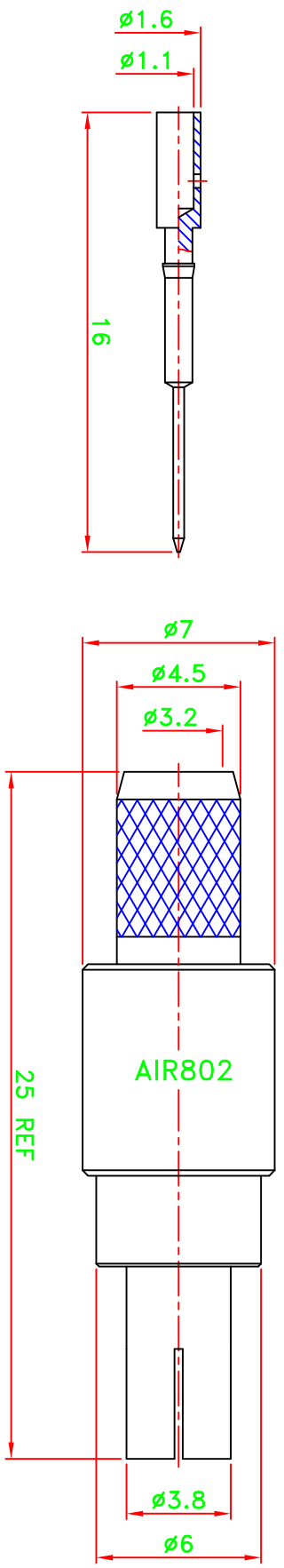


REV	DESCRIPTION \ PER REQUEST	DRAWN	DATE

NOTES:  
 1. UNLESS OTHERWISE SPECIFIED ALL DIMENSIONS ARE IN MM.  
 2. ALL SPECIFICATIONS ARE SUBJECT TO CHANGE WITHOUT NOTICE.

CRIMP SIZES REQUIRED  
 CONTACT: SOLDER  
 FERRULE: .213(5.4mm)



RECOMMENDED  
 CABLE STRIPPING DIM'S

FOC01V001-000

STAMP: AIR802

NO	Description	Qty	Material	Finish
5	Ferrule	1	Brass	Nickel
4	Dielectric	1	Teflon	None
3	Pin	1	Brass	Gold
2	Body	1	Brass	Nickel
1	Body	1	Brass	Nickel

PART NO.	APPROVED	CHECKED	DRAWN
CN2TS9	M. Bryant		
DATE	DATE	DATE	DATE
04/27/12	04/27/12	04/27/12	04/27/12

\* MAJOR DIMENSION  
 UNLESS OTHERWISE  
 NOTED TOLERANCES

0.5-6 = ±0.2  
 6-30 = ±0.4  
 30-120 = ±0.6  
 120-315 = ±1.0  
 ANGLES = ±1°

SCALE	UNIT	mm
4/1	mm	mm

TITLE	DRAWING NO.	FILE NO.	REV
AIR802 LLC	TS9 CRIMP PLUG	W:\???\AS\AS-23123-F-TGN	A
	AS-23123-F-TGN		

AIR802 -> 20120430