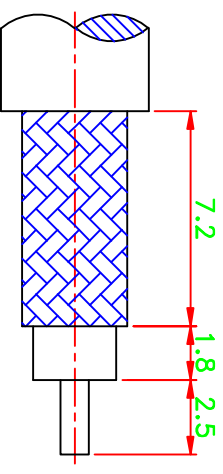
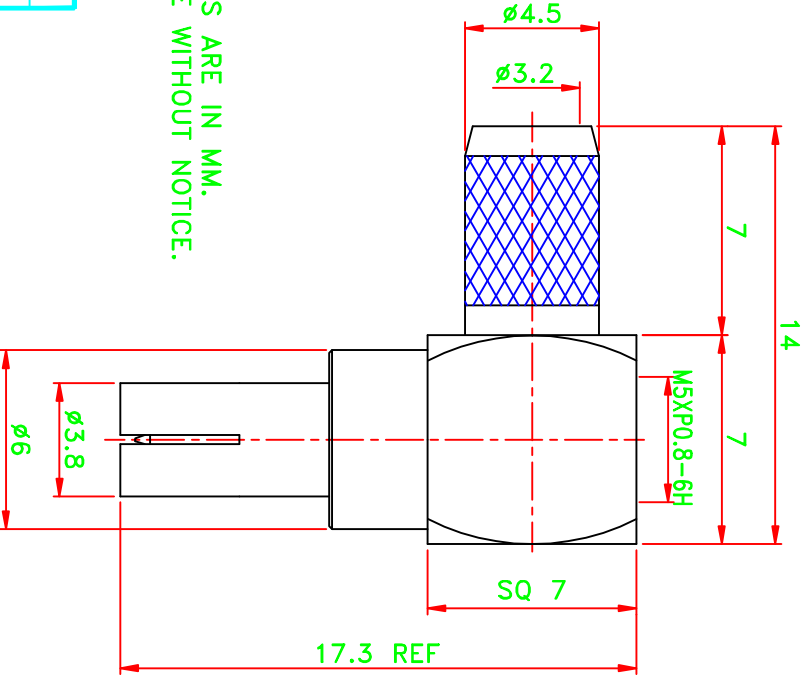
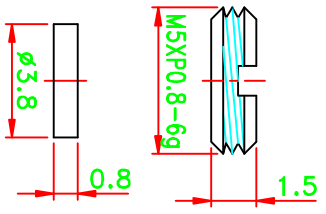
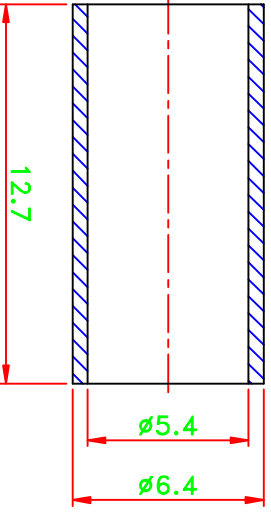
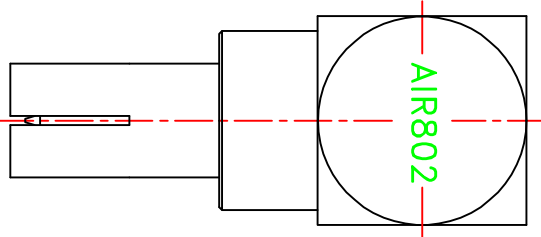


REV	DESCRIPTION\PER REQUEST	DRAWN	DATE

**CRIMP SIZES REQUIRED**  
**CONTACT: Solder**  
**FERRULE: .213" [5.4mm]**



**RECOMMENDED  
CABLE STRIPPING DIM'S**



**NOTES:**  
1. UNLESS OTHERWISE SPECIFIED ALL DIMENSIONS ARE IN MM.  
2. ALL SPECIFICATIONS ARE SUBJECT TO CHANGE WITHOUT NOTICE.

NO	Description	Q'ty	Material	Finish
7	Nut	1	Brass	Nickel
6	Dielectric	1	Teflon	None
5	Ferrule	1	Brass	Nickel
4	Dielectric	1	Teflon	None
3	Pin	1	Brass	Gold
2	Body	1	Brass	Nickel
1	Body	1	Brass	Nickel

FOC01R001-000

PART NO. CN2TS9RA

APPROVED M. Bryant DATE 06/01/11

CHECKED DATE 06/01/11

DRAWN Kai DATE 06/01/11

\* MAJOR DIMENSION

UNLESS OTHERWISE NOTED TOLERANCES

0.5-6 = ±0.2  
6-30 = ±0.4  
30-120 = ±0.6  
120-315 = ±1.0  
ANGLES = ±1°

SCALE 4/1 UNIT mm

**AIR802 LLC**

**STAMP: AIR802**

TITLE TS9 RIGHT ANGLE CRIMP PLUG

DRAWING NO. AS-23115-F-TGN REV A

FILE NO. \\Songtech\XDWG\X-0344.DWG DIANA->20110603