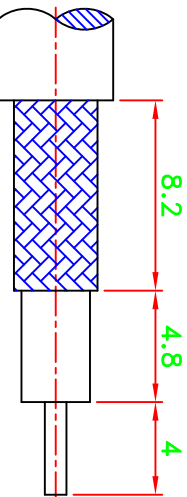


REV	DESCRIPTION\PER REQUEST	DRAWN	DATE

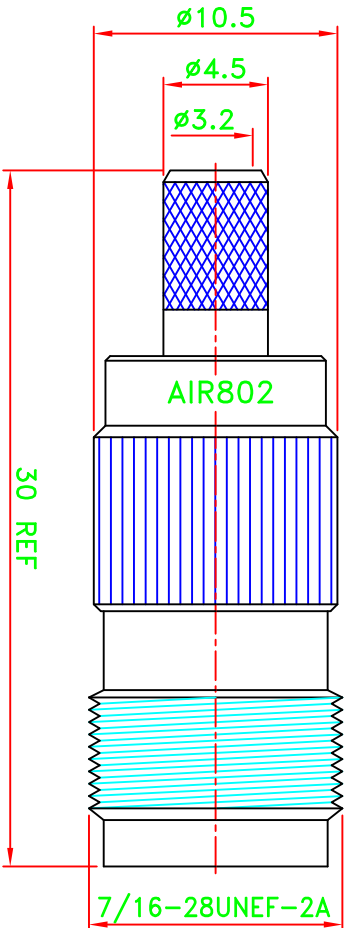
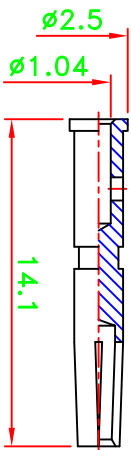
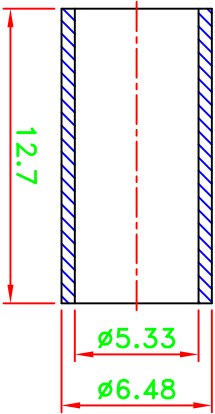
**CRIMP SIZES REQUIRED**

CONTACT: .068" [1.7mm]  
 FERRULE: .213" [5.4mm]



- NOTES:
1. UNLESS OTHERWISE SPECIFIED ALL DIMENSIONS ARE IN MM.
  2. ALL SPECIFICATIONS ARE SUBJECT TO CHANGE WITHOUT NOTICE AT ANY TIME.

RECOMMENDED  
 CABLE STRIPPING DIM'S



**STAMP: AIR802**

NO	DESCRIPTION/DRAWING NO.	Q'TY	MATERIAL	FINISH
5	FERRULE	1	COPPER	NICKEL
4	INSULATOR	1	PTFE	NATURAL
3	PIN	1	BRASS	GOLD
2	BODY	1	BRASS	NICKEL
1	BODY	1	BRASS	NICKEL

15C000V001-000

PART NO.	CN2TNJ
APPROVED	M. Bryant
CHECKED	
DRAWN	Yee
DATE	03/03/14

* MAJOR DIMENSION		
UNLESS OTHERWISE NOTED TOLERANCES		
0.5-6	= ±0.2	
6-30	= ±0.4	
30-120	= ±0.6	
120-315	= ±1.0	
ANGLES	= ±5°	
SCALE	3/1	UNIT
		mm

TITLE	TNC CRIMP JACK
DRAWING NO.	ASTNC-15133-F-50-TGN
REV	B
FILE NO.	W:\22\AS\ASTNC\ASTNC-15133-F-50-TGN AIR802->20140303