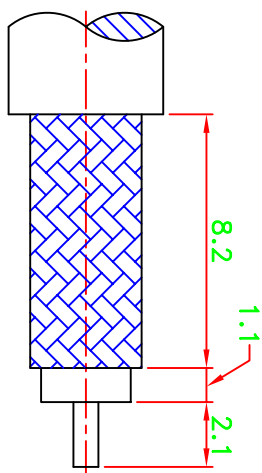
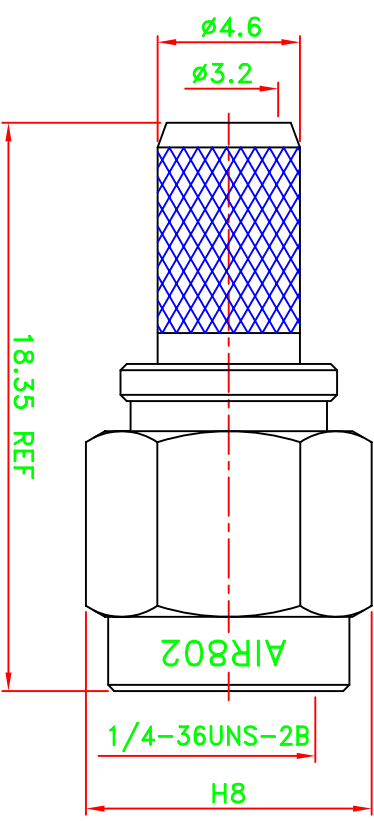
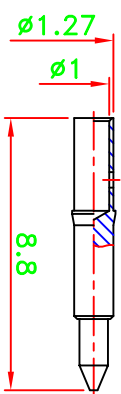
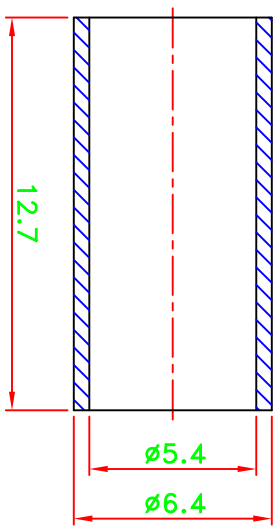


REV	DESCRIPTION\PER REQUEST	DRAWN	DATE

**CRIMP SIZES REQUIRED**  
**CONTACT: SOLDER**  
**FERRULE: .213[5.4mm]**



**RECOMMENDED**  
**CABLE STRIPPING DIM'S**



**NOTES:**  
 1. UNLESS OTHERWISE SPECIFIED ALL DIMENSIONS ARE IN MM.  
 2. ALL SPECIFICATIONS ARE SUBJECT TO CHANGE WITHOUT NOTICE  
 AT ANY TIME.

**STAMP: AIR802**

NO	Description	Qty	Material	Finish
7	Ferrule	1	Brass	Nickel
6	Shell	1	Brass	Nickel
5	Gasket	1	Si-rubber	Orange
4	Retaining ring	1	Brass	Nickel
3	Dielectric	1	Teflon	None
2	Pin	1	Brass	Gold
1	Body	1	Brass	Nickel

PART NO.	APPROVED	CHECKED	DRAWN
CN2SMAP	M. BRYANT		WEN
	DATE	DATE	DATE
	08/12/10	08/12/10	08/12/10

* MAJOR DIMENSION	SCALE	UNIT
UNLESS OTHERWISE NOTED TOLERANCES	4/1	mm
0.5-6 = ±0.2		
6-30 = ±0.4		
30-120 = ±0.6		
120-315 = ±1.0		
ANGLES = ±1°		

TITLE	DRAWING NO.	FILE NO.	REV
AIR802 LLC	SMA CRIMP PLUG	W:\DWG\COMP\POSE\SMA\SMA-1001-F9-TGN	A
	SMA-1001-F9-TGN	DIANA->20100816	