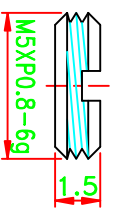
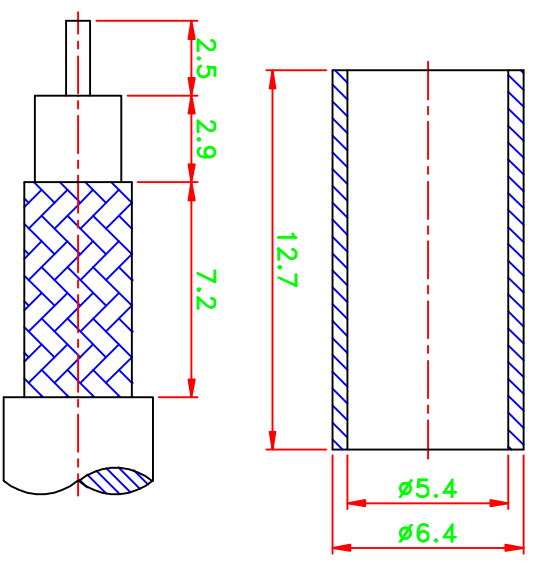
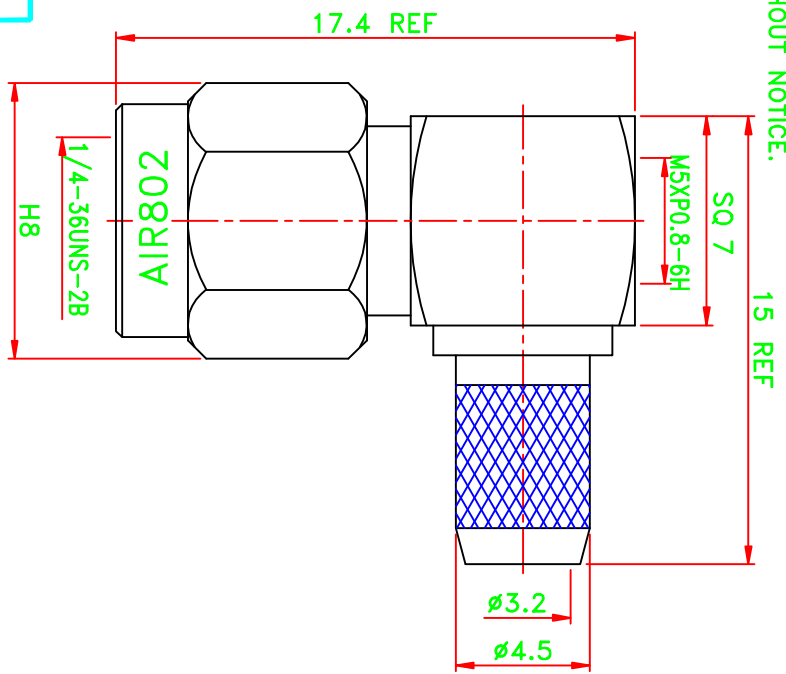


REV	DESCRIPTION\PER REQUEST	DRAWN	DATE



CRIMP SIZES REQUIRED
CONTACT: Solder
FERRULE: .213" [5.4mm]

NOTES:
 1. UNLESS OTHERWISE SPECIFIED ALL DIMENSIONS ARE IN MM.
 2. ALL SPECIFICATIONS ARE SUBJECT TO CHANGE WITHOUT NOTICE.



**RECOMMENDED
 CABLE STRIPPING DIM'S**

STAMP: AIR802

9	Ferrule	1	Brass	Nickel
8	Nut	1	Brass	Nickel
7	Shell	1	Brass	Nickel
6	Gasket	1	SI-rubber	Orange
5	Retaining ring	1	Brass	Nickel
4	Press fit ferrule stud	1	Brass	Nickel
3	Dielectric	1	Teflon	None
2	Pin	1	Brass	Gold
1	Body	1	Brass	Nickel
NO	Description	Q'ty	Material	Finish

70C01R001-004

PART NO.	CN2SMAPRA
APPROVED	M. Bryant
CHECKED	
DRAWN	WEN
DATE	03/15/11

* MAJOR DIMENSION	UNLESS OTHERWISE NOTED TOLERANCES
SCALE	4/1
UNIT	mm
	0.5-6 = ±0.2
	6-30 = ±0.4
	30-120 = ±0.6
	120-315 = ±1.0
	ANGLES = ±1°

TITLE	SMA RIGHT ANGLE CRIMP PLUG
DRAWING NO.	ASSMA-10368-F-TGN
REV	A
FILE NO.	\\Songtech\XDWG\X-0335.DWG
DIANA	->20110316

AIR802 LLC