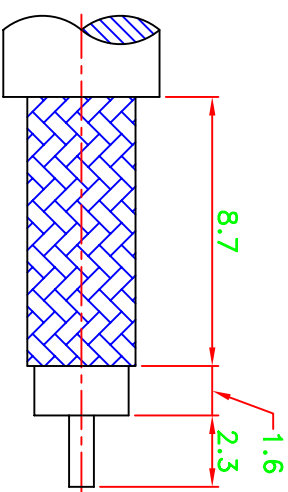


REV	DESCRIPTION \ PER REQUEST	DRAWN	DATE

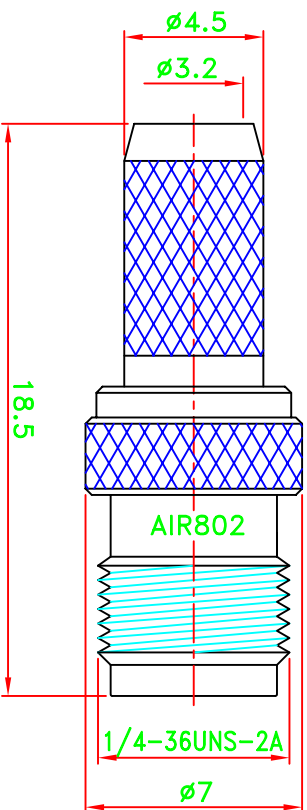
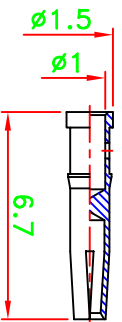
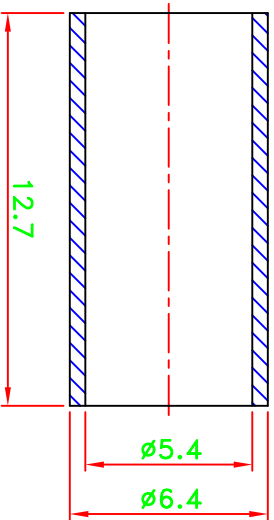
CRIMP SIZES REQUIRED

CONTACT: SOLDER

FERRULE: .213[5.4mm]



**RECOMMENDED
CABLE STRIPPING DIM'S**



STAMP: AIR802

- NOTES:**
1. UNLESS OTHERWISE SPECIFIED ALL DIMENSIONS ARE IN MM.
 2. ALL SPECIFICATIONS ARE SUBJECT TO CHANGE WITHOUT NOTICE AT ANY TIME.

NO	Description	Qty	Material	Finish	PART NO.	APPROVED	CHECKED	DRAWN	SCALE	UNIT	mm	TITLE	DRAWING NO.	FILE NO.	REV
4	Ferrule	1	Brass	Nickel	CN2SMAJ	M. BRYANT		WEN	4/1	mm		AIR802 LLC	SMA CRIMP JACK	W:\DWG\COMP\SEM\SMA\1011-F5-TGN	A
3	Dielectric	1	Teflon	None											
2	Pin	1	Phos Bronze	Gold											
1	Body	1	Brass	Nickel											
	<i>Description</i>	<i>Qty</i>	<i>Material</i>	<i>Finish</i>	<i>PART NO.</i>	<i>APPROVED</i>	<i>CHECKED</i>	<i>DRAWN</i>	<i>SCALE</i>	<i>UNIT</i>	<i>mm</i>	<i>TITLE</i>	<i>DRAWING NO.</i>	<i>FILE NO.</i>	<i>REV</i>

* MAJOR DIMENSION

UNLESS OTHERWISE NOTED TOLERANCES

0.5-6 = ±0.2
6-30 = ±0.4
30-120 = ±0.6
120-315 = ±1.0
ANGLES = ±1°

WEN

08/12/10

4/1

mm

AIR802 LLC

SMA CRIMP JACK

SMA-1011-F5-TGN

REV A

20100816