

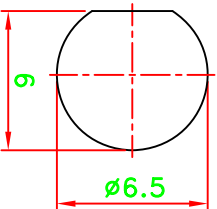
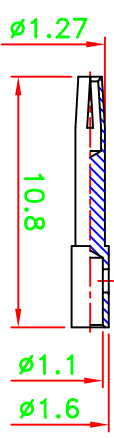
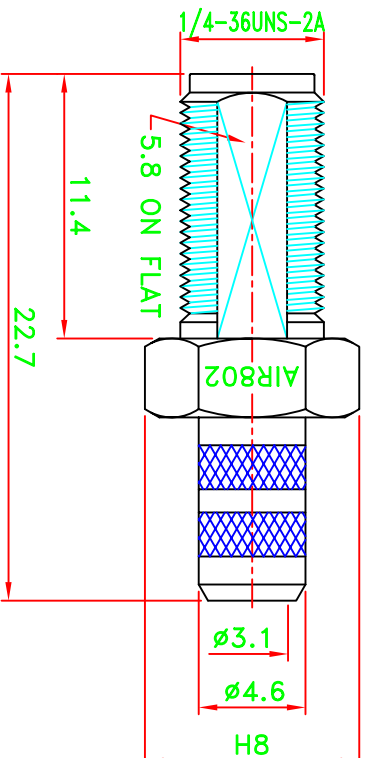
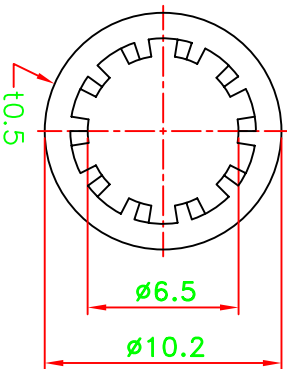
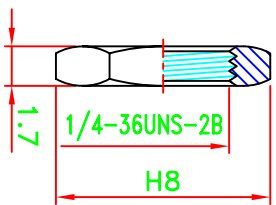
REV	DESCRIPTION \ PER REQUEST	DRAWN	DATE

NOTES:
 1. UNLESS OTHERWISE SPECIFIED ALL DIMENSIONS ARE IN MM.
 2. ALL SPECIFICATIONS ARE SUBJECT TO CHANGE WITHOUT NOTICE AT ANY TIME.

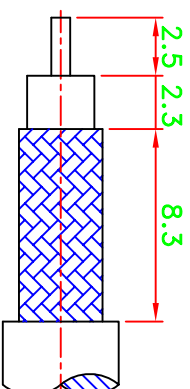
CRIMP SIZES REQUIRED

CONTACT: SOLDER

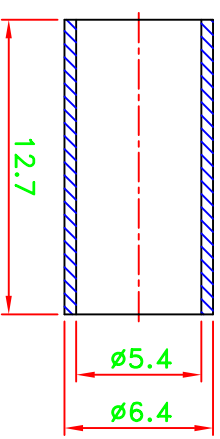
FERRULE: .213[5.4mm]



RECOMMENDED
MOUNTING HOLE



RECOMMENDED
CABLE STRIPPING DIM'S



STAMP: AIR802

NO	Description	Qty	Material	Finish
6	Nut	1	Brass	Nickel
5	Washer	1	Brass	Nickel
4	Ferrule	1	Brass	Nickel
3	Dielectric	1	Teflon	None
2	Pin	1	Phos Bronze	Gold
1	Body	1	Brass	Nickel

PART NO.	CN2SMAJB
APPROVED	M. BRYANT
CHECKED	
DRAWN	WEN
DATE	12/21/10
DATE	12/21/10
DATE	12/21/10
SCALE	3/1
UNIT	mm
* MAJOR DIMENSION UNLESS OTHERWISE NOTED TOLERANCES	
0.5-6 = ±0.2	
6-30 = ±0.4	
30-120 = ±0.6	
120-315 = ±1.0	
ANGLES = ±1°	

TITLE	AIR802 LLC	
DRAWING NO.	SMA CRIMP JACK	
FILE NO.	W:\as\ASSMA\ASSMA-10310-F2-TGN	DIANA->20101221
REV	A	