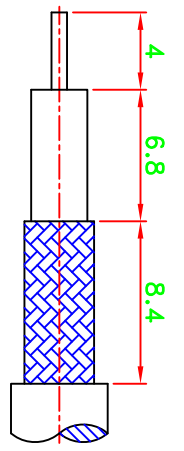
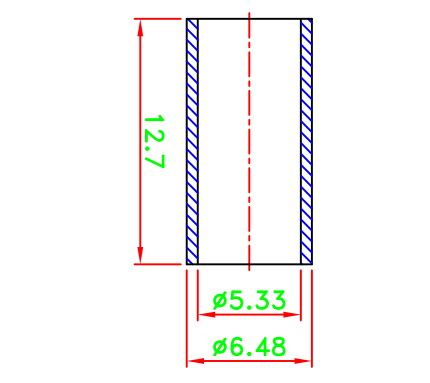
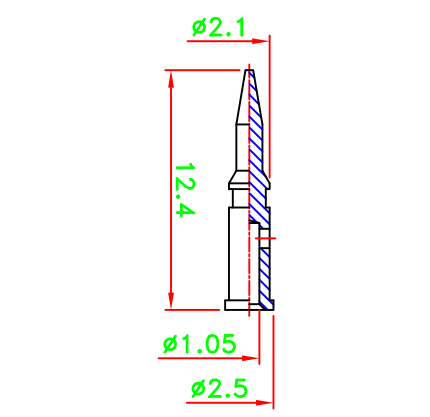
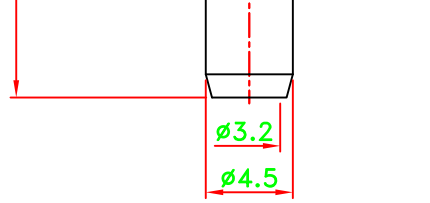
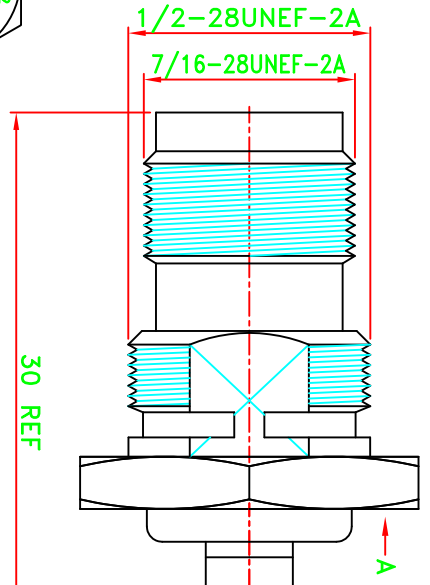
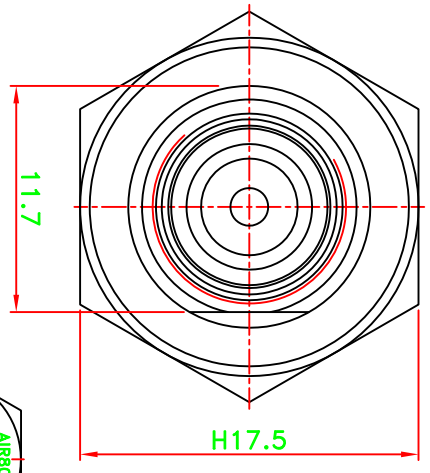


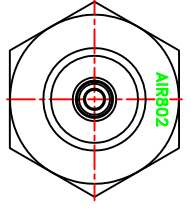
REV	DESCRIPTION \ PER REQUEST	DRAWN	DATE

CRIMP SIZES REQUIRED
CONTACT: .068" [1.72mm]
FERRULE: .213" [5.41mm]

NOTES:
 1. UNLESS OTHERWISE SPECIFIED ALL DIMENSIONS ARE IN MM.
 2. ALL SPECIFICATIONS ARE SUBJECT TO CHANGE WITHOUT NOTICE
 AT ANY TIME.



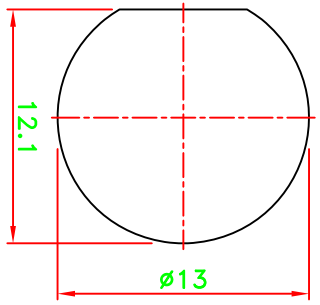
**RECOMMENDED
 CABLE STRIPPING DIM'S**



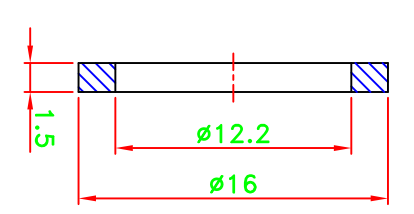
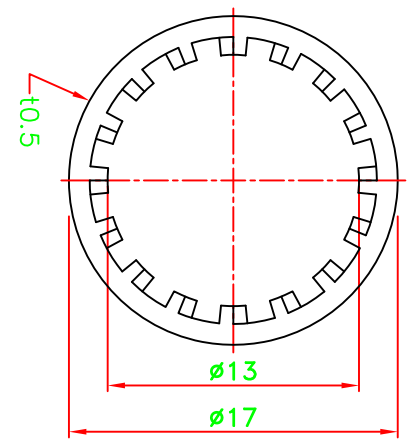
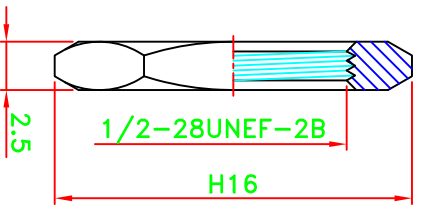
A VIEW

STAMP: AIR802

NO	DESCRIPTION / DRAWING NO.	Q'TY	MATERIAL	FINISH
8	NUT	1	BRASS	NICKEL
7	WASHER	1	IRON	NICKEL
6	GASKET	1	RUBBER	RED
5	FERRULE	1	COPPER	NICKEL
4	BARREL	1	BRASS	NICKEL
3	INSULATOR	1	PTFE	NATURAL
2	PIN	1	BRASS	GOLD
1	BODY	1	BRASS	NICKEL



**RECOMMENDED
 MOUNTING HOLE**



15C01V301-001

PART NO. CN2RTJB

APPROVED M. Bryant

CHECKED 11/20/14

DRAWN 11/20/14

Cyndi

*** MAJOR DIMENSION
 UNLESS OTHERWISE NOTED TOLERANCES
 0.5-6 = ±0.2
 6-30 = ±0.4
 30-120 = ±0.6
 120-315 = ±1.0
 ANGLES = ±5°**

**TITLE AIR802
 TNC R/P BULKHEAD CRIMP JACK
 DRAWING NO. ASTNC-15134-F-RP-50-TGN
 FILE NO. W:\P2\AS\ASTNC\ASTNC-15134-F-RP-50-TGN AIR802->20141121**

REV B

NO	DESCRIPTION / DRAWING NO.	Q'TY	MATERIAL	FINISH
8	NUT	1	BRASS	NICKEL
7	WASHER	1	IRON	NICKEL
6	GASKET	1	RUBBER	RED
5	FERRULE	1	COPPER	NICKEL
4	BARREL	1	BRASS	NICKEL
3	INSULATOR	1	PTFE	NATURAL
2	PIN	1	BRASS	GOLD
1	BODY	1	BRASS	NICKEL