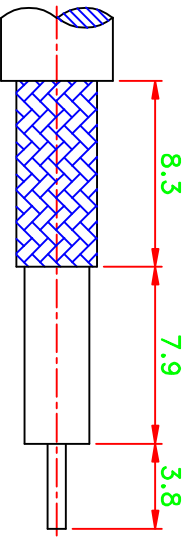
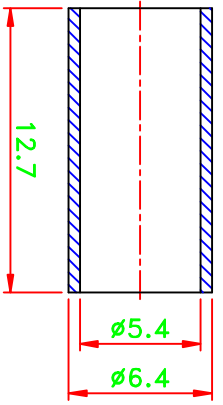
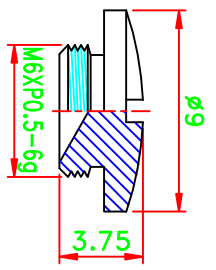


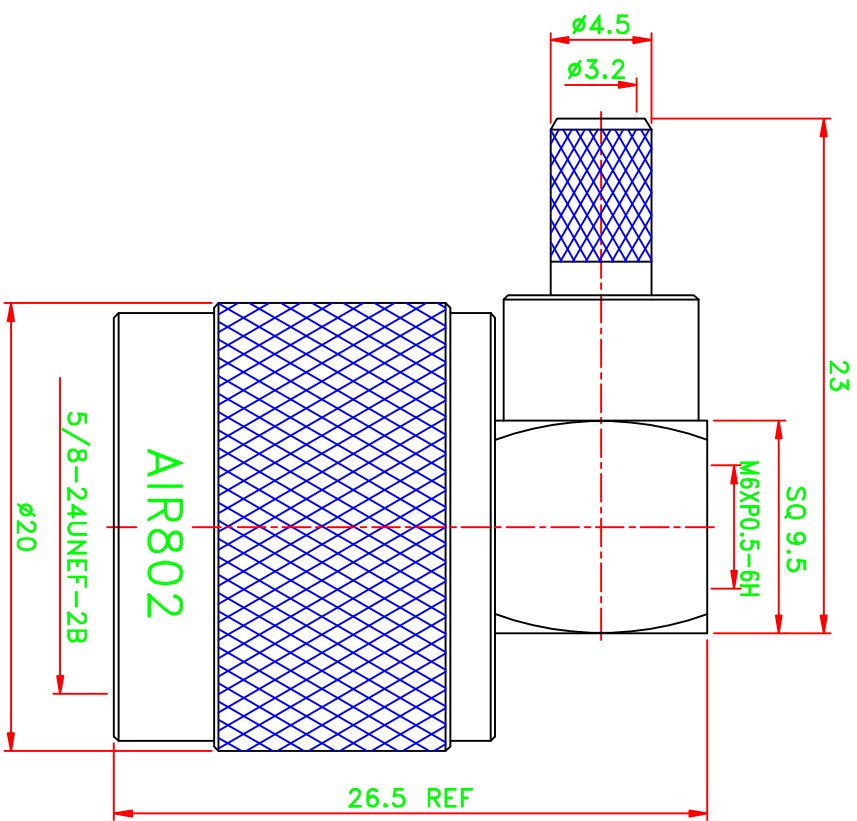
REV	DESCRIPTION\PER REQUEST	DRAWN	DATE

CRIMP SIZES REQUIRED
CONTACT: SOLDER
FERRULE: .213 [5.4mm]

NOTES:
 1. UNLESS OTHERWISE SPECIFIED ALL DIMENSIONS ARE IN MM.
 2. ALL SPECIFICATIONS ARE SUBJECT TO CHANGE WITHOUT NOTICE.



**RECOMMENDED
 CABLE STRIPPING DIM'S**



9	Ferrule	1	Brass	Nickel
8	Nut	1	Brass	Nickel
7	Shell	1	Brass	Nickel
6	Gasket	1	Si-rubber	Orange
5	Retaining ring	1	Brass	Nickel
4	Grounding	1	Brass	Nickel
3	Dielectric	1	Teflon	None
2	Pin	1	Brass	Gold
1	Assembly	1	Brass	Nickel
NO	Description	Q'ty	Material	Finish

60C01R001-003

STAMP: AIR802

PART NO. CN2NMRA	UNLESS OTHERWISE NOTED TOLERANCES 0.5-6=±0.2 6-30=±0.4 30-120=±0.6 120-315=±1.0 ANGLES=±1°	TITLE AIR802 LLC N RIGHT ANGLE CRIMP PLUG
APPROVED M. Bryant	DATE 03/22/11	DRAWING NO. ASN-11201-F-TGN
CHECKED	DATE 03/22/11	REV A
DRAWN WEN	DATE 03/22/11	FILE NO. \\Songtech\XDWG\X-0337.DWG
SCALE 3/1	UNIT mm	DIANA->20110325