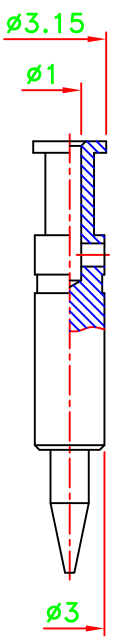
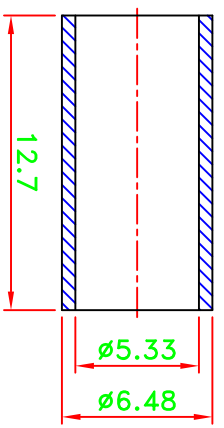


REV	DESCRIPTION \ PER REQUEST	DRAWN	DATE

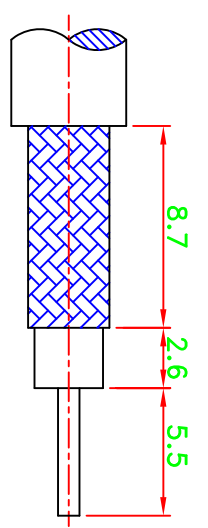
CRIMP SIZES REQUIRED

CONTACT: .068[1.72mm]
 FERRULE: .213[5.41mm]

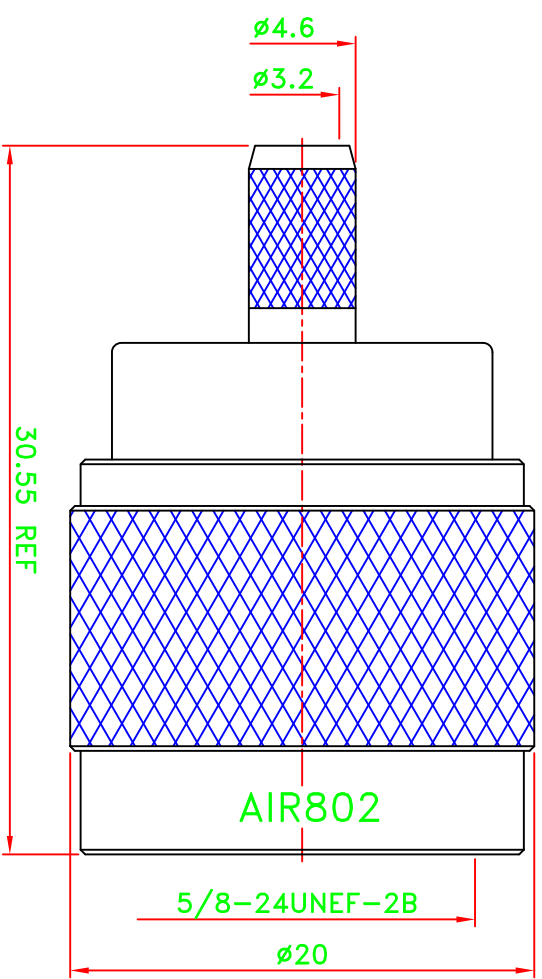
- NOTES:
 1. UNLESS OTHERWISE SPECIFIED ALL DIMENSIONS ARE IN MM.
 2. ALL SPECIFICATIONS ARE SUBJECT TO CHANGE WITHOUT NOTICE AT ANY TIME.



NO	DESCRIPTION/DRAWING NO.	Q'TY	MATERIAL	FINISH
9	FERRULE	1	COPPER	NICKEL
8	SHELL	1	BRASS	NICKEL
7	GASKET	1	SI-RUBBER	ORANGE
6	RETAINING RING	1	BRASS	NICKEL
5	GROUNDING	1	BRASS	NICKEL
4	INSULATOR	1	PTFE	NATURAL
3	INSULATOR	1	PTFE	NATURAL
2	PIN	1	BRASS	GOLD
1	BODY	1	BRASS	NICKEL



**RECOMMENDED
 CABLE STRIPPING DIM'S**



STAMP: AIR802

60C01V001-003

PART NO. CN2NMC		* MAJOR DIMENSION UNLESS OTHERWISE NOTED TOLERANCES 0.5-6 = ±0.2 6-30 = ±0.4 30-120 = ±0.6 120-315 = ±1.0 ANGLES = ±5°	
APPROVED M. Bryant	DATE 03/17/14	TITLE N CRIMP PLUG	FILE NO. W:\P\AS\ASN\ASN-11133-1-TGN AIR802->20140318
CHECKED	DATE 03/17/14	DRAWING NO. ASN-11133-1-TGN	REV B
DRAWN Yee	DATE 03/17/14	SCALE 3/1	UNIT mm