REV	DESCRIPTION\PER REQUEST	DRAWN	DATE

CRIMP SIZES REQUIRED

CONTACT: .069[1.75mm]

FERRULE: .213[5.41mm]

NOTES:

1. UNLESS OTHERWISE SPECIFIED ALL DIMENSIONS ARE IN MM.
2. ALL SPECIFICATIONS ARE SUBJECT TO CHANGE WITHOUT NOTICE AT ANY TIME.

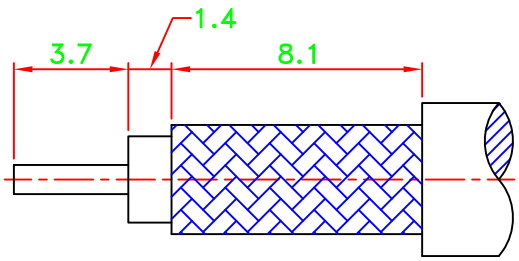

RECOMMENDED
CABLE STRIPPING DIM'S

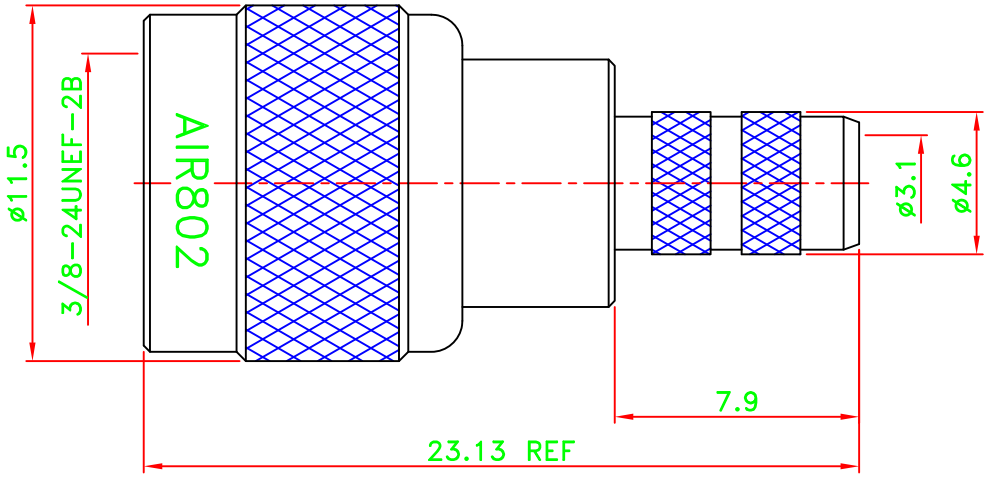

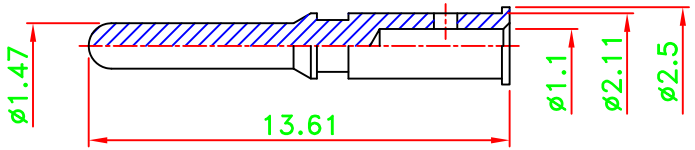

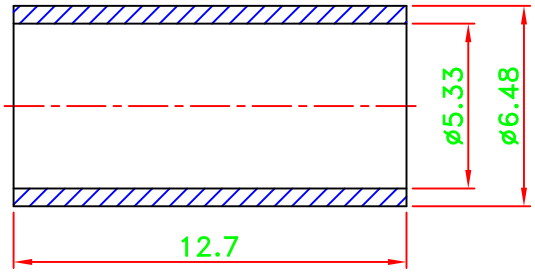

STAMP:AIR802

36C01V001-001

NO	DESCRIPTION/DRAWING NO.	Q'TY	MATERIAL	FINISH
5	FERRULE	1	COPPER	NICKEL
4	SHELL	1	BRASS	NICKEL
3	INSULATOR	1	PTFE	NATURAL
2	PIN	1	BRASS	GOLD
1	BODY	1	BRASS	NICKEL

PART NO.	CN2MUHFP		
APPROVED	M. Bryant	DATE	04/09/14
CHECKED		DATE	04/09/14
DRAWN	Cyndi	DATE	04/09/14

* MAJOR DIMENSION

UNLESS OTHERWISE NOTED TOLERANCES
0.5-6=±0.2
6-30=±0.4
30-120=±0.6
120-315=±1.0
ANGLES=±5°

SCALE 4/1 UNIT mm

AIR802

TITLE MINI UHF CRIMP PLUG

DRAWING NO. ASMU-12014-F-TGN REV A

FILE NO. W:\??\AS\ASMU\ASMU-12014-F-TGN AIR802->20140415