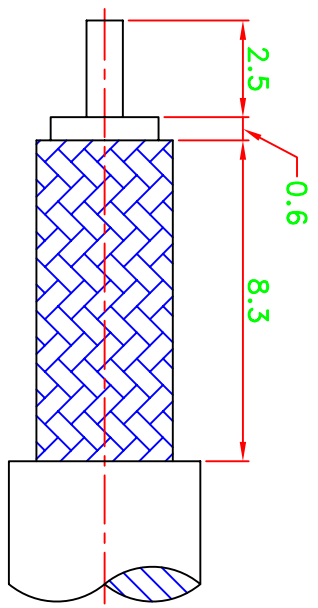
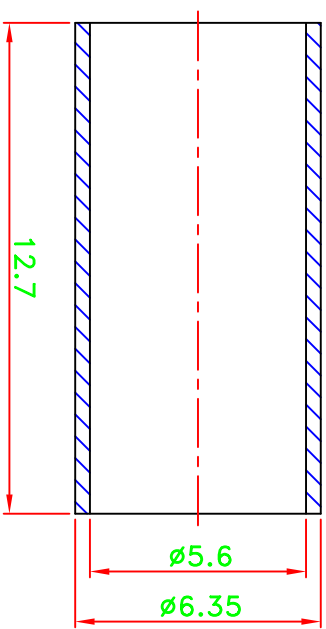
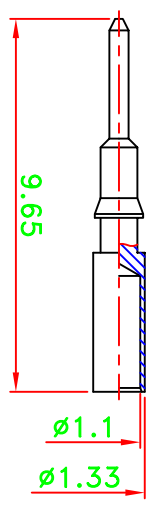
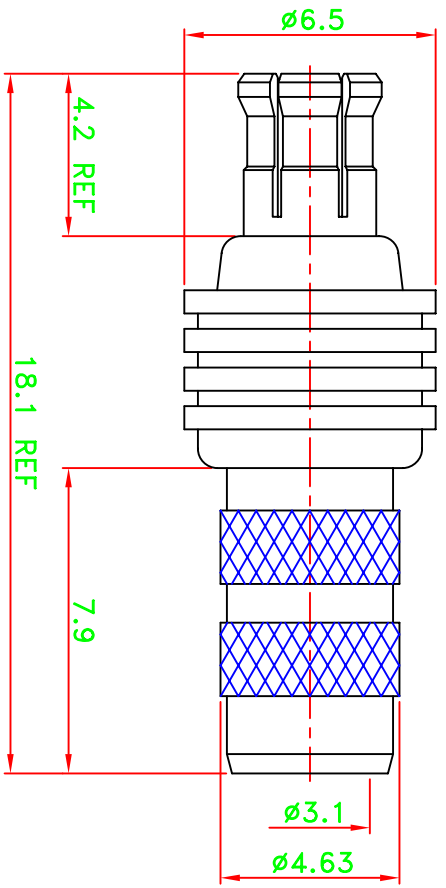


REV	DESCRIPTION\PER REQUEST	DRAWN	DATE

CRIMP SIZES REQUIRED
CONTACT: .042"[1.067mm] OR SOLDER
FERRULE: .213"[5.4mm]



RECOMMENDED
CABLE STRIPPING DIM'S



NOTES:

1. UNLESS OTHERWISE SPECIFIED ALL DIMENSIONS ARE IN MM.
2. ALL SPECIFICATIONS ARE SUBJECT TO CHANGE WITHOUT NOTICE.

NO	Description	Qty	Material	Finish
5	Ferrule	1	Brass	Gold
4	Dielectric	1	Teflon	None
3	Pin	1	Brass	Gold
2	Body	1	Beryllium	Gold
1	Body	1	Brass	Gold

PART NO. CN2MCP		* MAJOR DIMENSION	
APPROVED M. Bryant	DATE 01/14/11	UNLESS OTHERWISE NOTED TOLERANCES	
CHECKED	DATE 01/14/11	0.5-6 = ±0.2	
DRAWN WEN	DATE 01/14/11	6-30 = ±0.4	
		30-120 = ±0.6	
		120-315 = ±1.0	
		ANGLES = ±1°	
TITLE MCX CRIMP PLUG		DRAWING NO. ASMCP-90051-F-TGG	
DRAWING NO. ASMCP-90051-F-TGG		REV A	
FILE NO. W:\na\AS\ASMCX\ASMCX-90051-F-TGG	DIANA->20110117		

APR802 LLC