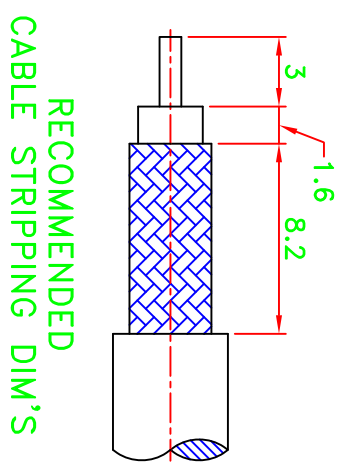
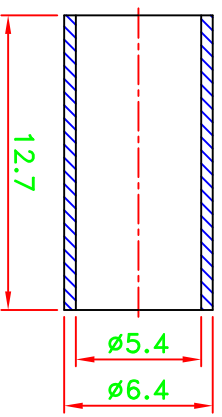
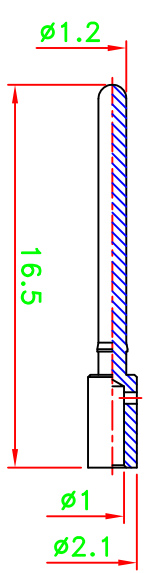
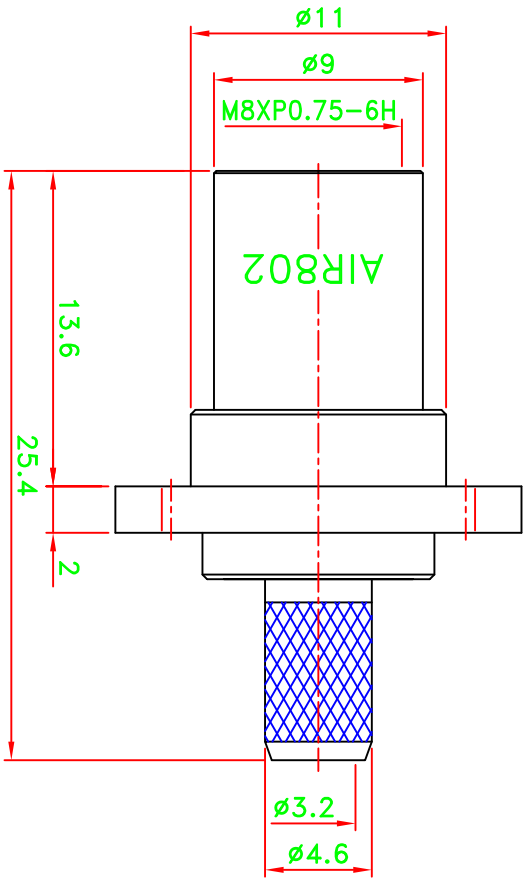
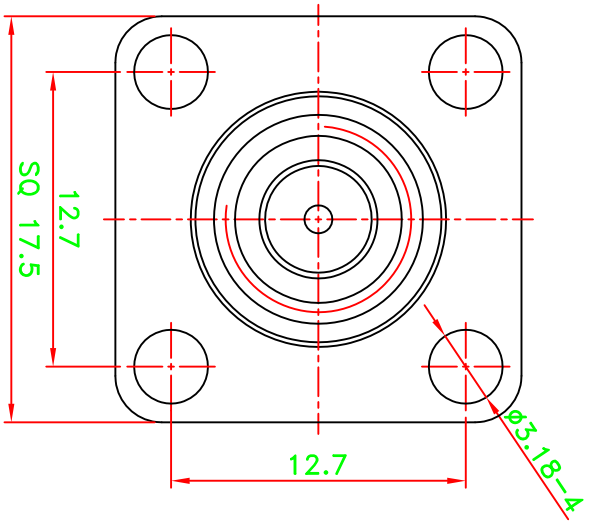


REV	DESCRIPTION \ PER REQUEST	DRAWN	DATE

**CRIMP SIZES REQUIRED**  
**CONTACT: .069 [1.75mm]**  
**FERRULE: .213[5.4mm]**



**RECOMMENDED  
CABLE STRIPPING DIM'S**

**STAMP: AIR802**

**NOTES:**  
1. UNLESS OTHERWISE SPECIFIED ALL DIMENSIONS ARE IN MM.  
2. ALL SPECIFICATIONS ARE SUBJECT TO CHANGE WITHOUT NOTICE AT ANY TIME.

NO	Description	Qty	Material	Finish	PART NO.	APPROVED	CHECKED	DRAWN	DATE	SCALE	UNIT	mm	FILE NO.	W:\72~\AS\ASFME\ASFME-20022-F-TGN	AIR802->20120202
4	Ferrule	1	Brass	Nickel	CN2FMEP4HP	M. BRYANT		Kdi	02/01/12	3/1	mm				
3	Dielectric	1	Teflon	None											
2	Pin	1	Brass	Gold											
1	Body	1	Brass	Nickel											

**AIR802 LLC**

**TITLE**  
**FME PANEL MOUNT 4 HOLE CRIMP PLUG**

**DRAWING NO.**  
**ASFME-20022-F-TGN**

**REV**  
**A**