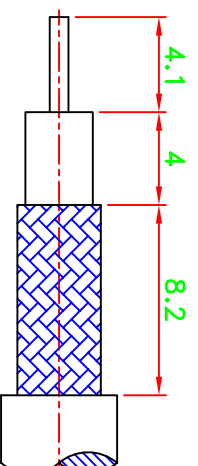
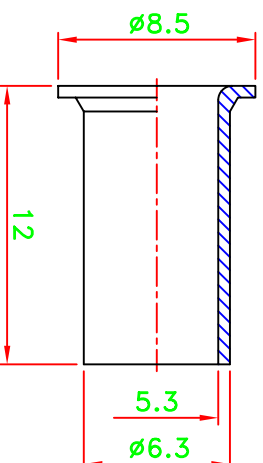
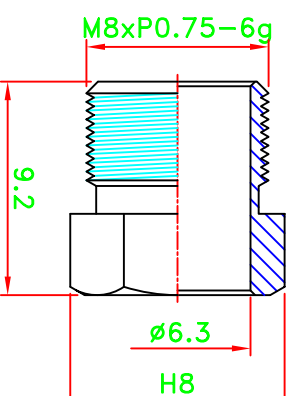
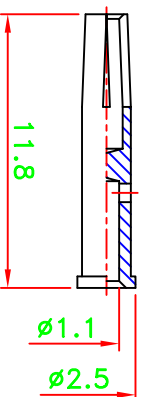
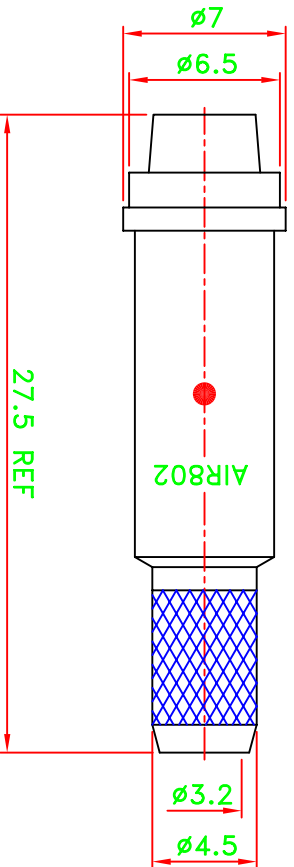


REV	DESCRIPTION \ PER REQUEST	DRAWN	DATE

CRIMP SIZES REQUIRED
CONTACT: Solder
FERRULE: .213" [5.4mm]



RECOMMENDED
CABLE STRIPPING DIM'S



NOTES:
 1. UNLESS OTHERWISE SPECIFIED ALL DIMENSIONS ARE IN MM.
 2. ALL SPECIFICATIONS ARE SUBJECT TO CHANGE WITHOUT NOTICE.

STAMP: AIR802

30C00V001-000

NO	Description	Qty	Material	Finish
5	Ferrule	1	Brass	Nickel
4	Nut	1	Brass	Nickel
3	Dielectric	1	Teflon	None
2	Pin	1	Brass	Gold
1	Body	1	Brass	Nickel

PART NO.	APPROVED	CHECKED	DRAWN	DATE	SCALE	UNIT	mm
CN2FMEJ	M. Bryant		WEN	03/07/11	3/1	mm	

TITLE	DRAWING NO.	FILE NO.	W:\AS\ASFME\ASFME-20018-F-TGN	DIANA->20110308
AIR802 LLC	FME CRIMP JACK	ASFME-20018-F-TGN		
				REV A

* MAJOR DIMENSION

UNLESS OTHERWISE NOTED TOLERANCES
 0.5-6 = ±0.2
 6-30 = ±0.4
 30-120 = ±0.6
 120-315 = ±1.0
 ANGLES = ±1°