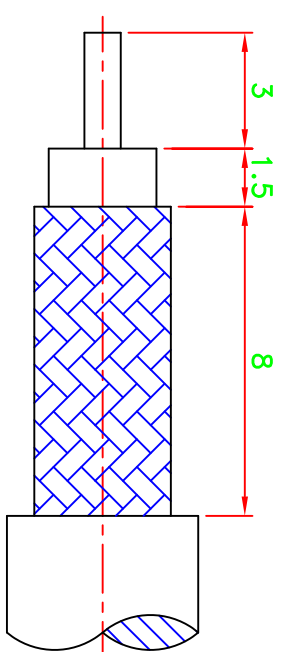
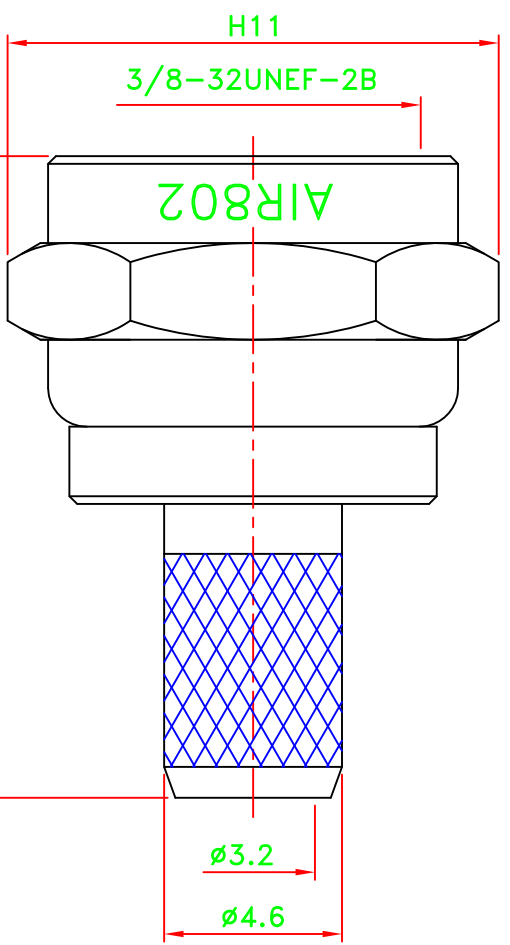
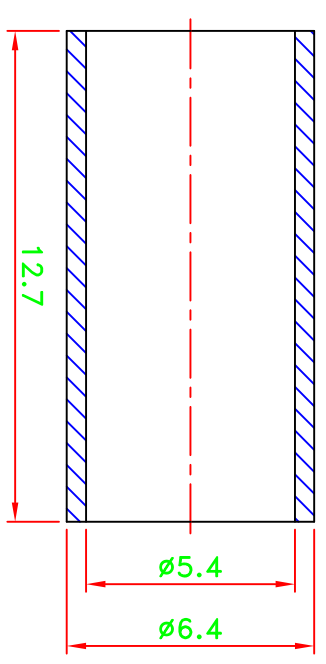
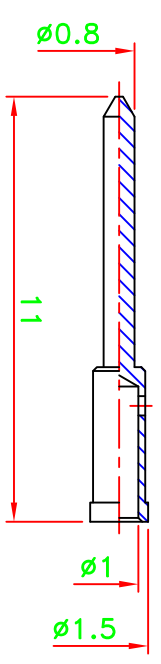


REV	DESCRIPTION \ PER REQUEST	DRAWN	DATE

CRIMP SIZES REQUIRED
CONTACT: .043" [1.09mm]
FERRULE: .213" [5.4mm]



**RECOMMENDED
CABLE STRIPPING DIM'S**



STAMP: AIR802

NOTES:
1. UNLESS OTHERWISE SPECIFIED ALL DIMENSIONS ARE IN MM.
2. ALL SPECIFICATIONS ARE SUBJECT TO CHANGE WITHOUT NOTICE.

NO	Description	Qty	Material	Finish
5	Ferrule	1	Brass	Nickel
4	Shell	1	Brass	Nickel
3	Dielectric	1	Teflon	None
2	Pin	1	Brass	Gold
1	Body	1	Brass	Nickel

PART NO. CN2FM50		* MAJOR DIMENSION	
APPROVED	DATE	UNLESS OTHERWISE NOTED TOLERANCES	TITLE
M. Bryant	04/27/12	0.5-6 = ±0.2	AIR802 LLC
CHECKED	DATE	6-30 = ±0.4	F CRIMP PLUG
	04/27/12	30-120 = ±0.6	DRAWING NO. ASF-16185-F-50-TGN
DRAWN	DATE	120-315 = ±1.0	FILE NO. \\NA\77~\ASF\ASF-16185-F-50-TGN
Kdi	04/27/12	ANGLES = ±1°	REV A
SCALE	5/1	UNIT	mm
200C01V001-004		AIR802-20120427	