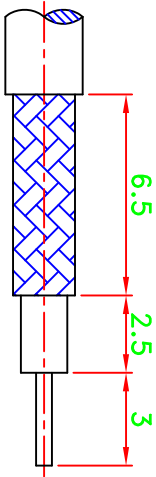


REV	DESCRIPTION\PER REQUEST	DRAWN	DATE

CRIMP SIZES REQUIRED
CONTACT: SOLDER
FERRULE: .128[3.25mm]

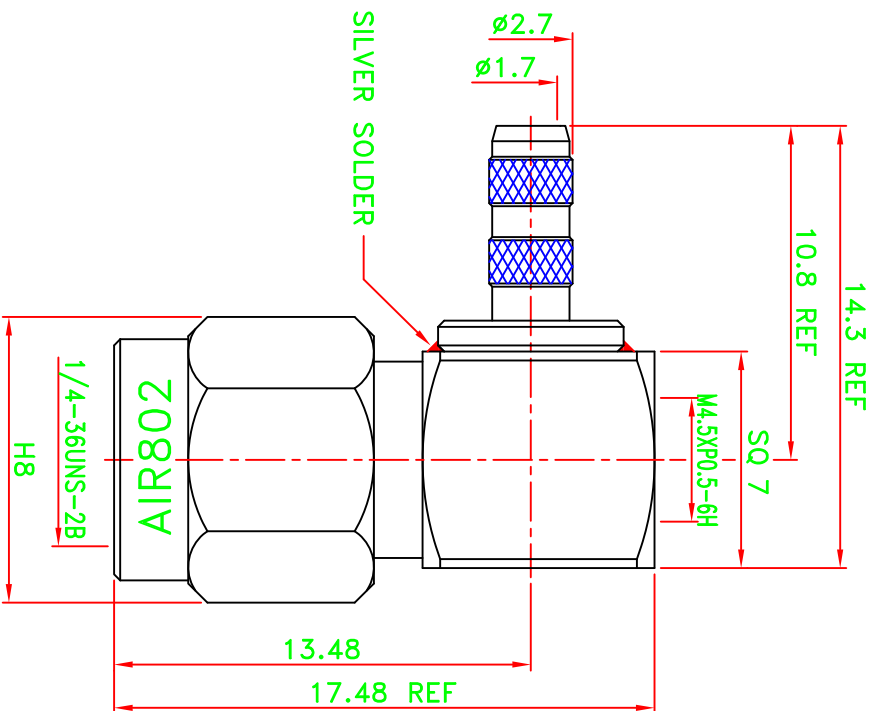
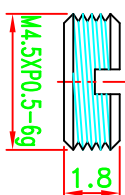
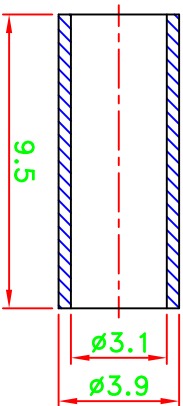


RECOMMENDED
CABLE STRIPPING DIM'S

STAMP: AIR802

NO	DESCRIPTION/DRAWING NO.	Q'TY	MATERIAL	FINISH
8	SCREW	1	BRASS	GOLD
7	FERRULE	1	COPPER	GOLD
6	SHELL	1	BRASS	GOLD
5	GASKET	1	SI-RUBBER	ORANGE
4	RETAINING RING	1	BRASS	NATURAL
3	INSULATOR	1	PTFE	NATURAL
2	PIN	1	BRASS	GOLD
1	ASSEMBLY	1	BRASS	GOLD

NOTES:
1. UNLESS OTHERWISE SPECIFIED ALL DIMENSIONS ARE IN MM.
2. ALL SPECIFICATIONS ARE SUBJECT TO CHANGE WITHOUT NOTICE AT ANY TIME.



70C01R000-002

PART NO.	APPROVED	CHECKED	DRAWN
CN1SMAPR	M. Bryant		Wen

DATE	DATE	DATE	DATE
03/14/14	03/14/14	03/14/14	03/14/14

TITLE	DRAWING NO.	FILE NO.
SMA RIGHT ANGLE CRIMP PLUG	ASSMA-10284-L4-TGG	W:\P\AS\ASSMA\ASSMA-10284-L4-TGG AIR802->20140317

AIR802

REV B

SCALE	UNIT	mm
4/1	mm	

UNLESS OTHERWISE NOTED TOLERANCES
0.5-6 = ±0.2
6-30 = ±0.4
30-120 = ±0.6
120-315 = ±1.0
ANGLES = ±5°