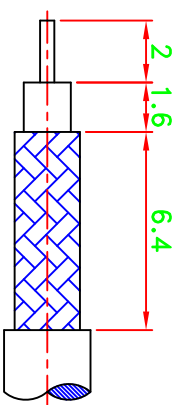


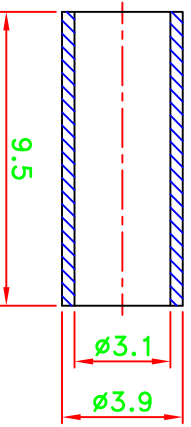
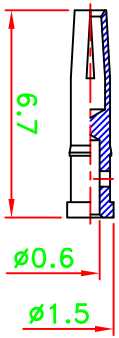
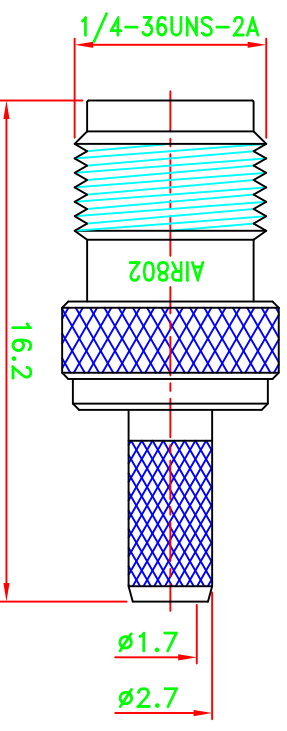
REV	DESCRIPTION\PER REQUEST	DRAWN	DATE

CRIMP SIZES REQUIRED  
CONTACT: SOLDER  
FERRULE: .128[3.25mm]



RECOMMENDED  
CABLE STRIPPING DIM'S

- NOTES:
1. UNLESS OTHERWISE SPECIFIED ALL DIMENSIONS ARE IN MM.
  2. ALL SPECIFICATIONS ARE SUBJECT TO CHANGE WITHOUT NOTICE AT ANY TIME.



STAMP: AIR802

70C00V001-005

NO	DESCRIPTION/DRAWING NO.	Q'TY	MATERIAL	FINISH	PART NO.	APPROVED	DATE	UNLESS OTHERWISE NOTED TOLERANCES	SCALE	UNIT	mm	TITLE	FILE NO.	W:\P\Y\AST\ASSMA\ASSMA-10483-L-TGN	REV
4	FERRULE	1	COPPER	NICKEL	CN1SMAJ	M. Bryant	07/28/15	0.5-6 = ±0.2 6-30 = ±0.4 30-120 = ±0.6 120-315 = ±1.0 ANGLES = ±5°	4/1	mm		SMA CRIMP JACK	ASSMA-10483-L-TGN	A	
3	INSULATOR	1	PTFE	NATURAL											
2	PIN	1	PHOS. BRONZE	GOLD											
1	BODY	1	BRASS	NICKEL											
DESCRIPTION/DRAWING NO. Q'TY MATERIAL FINISH					DRAWN	DATE									
					<i>Kdi</i>	07/28/15									