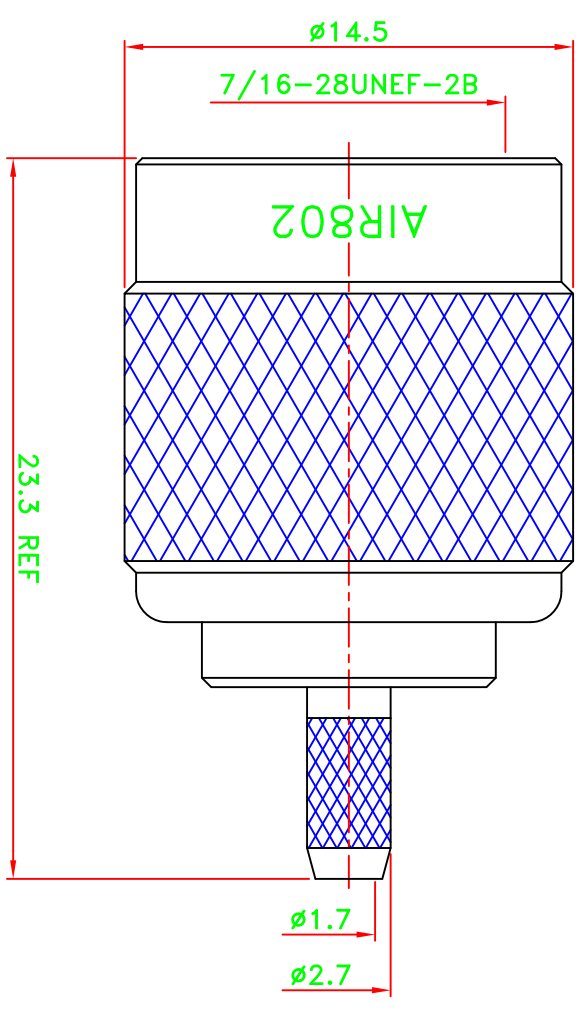


REV	DESCRIPTION \ PER REQUEST	DRAWN	DATE

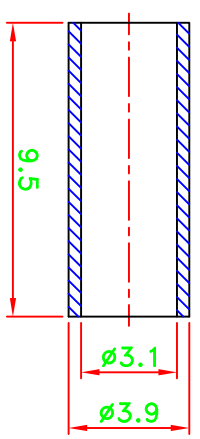
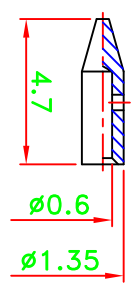
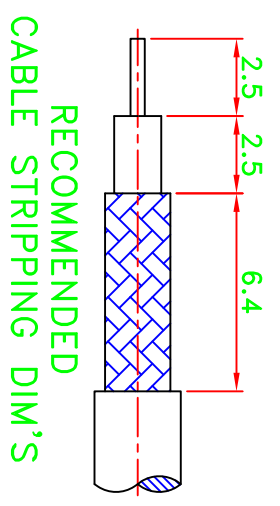
CRIMP SIZES REQUIRED
CONTACT: SOLDER
FERRULE: .128[3.25mm]

- NOTES:
1. UNLESS OTHERWISE SPECIFIED ALL DIMENSIONS ARE IN MM.
 2. ALL SPECIFICATIONS ARE SUBJECT TO CHANGE WITHOUT NOTICE AT ANY TIME.



NO	DESCRIPTION/DRAWING NO.	Q'TY	MATERIAL	FINISH
10	FERRULE	1	COPPER	NICKEL
9	SHELL	1	BRASS	NICKEL
8	GASKET	1	RUBBER	RED
7	RETAINING RING	1	SK5	NICKEL
6	INSULATOR	1	POM	NATURAL
5	WASHER	1	BRASS	NICKEL
4	INSULATOR	1	PTFE	NATURAL
3	PIN	1	BRASS	GOLD
2	PIN	1	BRASS	GOLD
1	BODY	1	BRASS	NICKEL

STAMP: AIR802



15C01V001-007

AIR802

PART NO.	CN1RTP
APPROVED	M. Bryant
CHECKED	
DRAWN	Kdj
DATE	02/24/16

* MAJOR DIMENSION
UNLESS OTHERWISE NOTED TOLERANCES
0.5-6 = ±0.2
6-30 = ±0.4
30-120 = ±0.6
120-315 = ±1.0
ANGLES = ±5°

TITLE	TNC REVERSE POLARITY CRIMP PLUG
DRAWING NO.	ASTNC-15109-L-RP-50-TGN
FILE NO.	W:\22~\AS\ASTNC\ASTNC-15109-L-RP-50-TGN AIR802->20160225
REV	A

SCALE 4/1 UNIT mm